■PRINTED CIRCUIT BOARD (Pattern side)

Note
文字面：Letter side

Note: As the following parts and values differ for model, please refer to the corresponding column.

	U	C	R	A, B	G
C101, 102	Open	Open	Open	Open	100P
C103, 104 253, 254	Open	Open	Open	Open	270P
C107, 108	220P	220P	220P	220P	150P
R101, 102	10	10	10	10	33
R103, 104	Short	Short	Short	Short	560
R109, 110	33	33	33	33	2.2k
L101, 102	Open	Open	Open	Open	15μH
C153～158	Open	Open	Open	Open	220P
C221～224	Open	Open	Open	Open	4700P
C225～230	Open	Open	Open	Open	0.022
R243, 244	Open	Open	Open	Open	4.7
C235, 236	Open	Open	Open	Open	Ⓟ 0.047/100
C237	0.01/500	0.01/500	0.01/500	0.01/500	Open
Main (9)	Set	Set	Set	Non Set	Non Set
F101	5.0A 250V	5.0A 250V	T5.0A 250V	T2.0A 250V	T2.0A 250V
F102	Open	Open	T2.5A 250V	Open	Open
D111	4D4B41, RB402 or S4VB20	RB402	4D4B41, RB402 or S4VB20	4D4B41, RB402 or S4VB20	4D4B41, RB402 or S4VB20
R121, 122	10	10	10	10	8.2
C159, 160	Open	Open	Open	Open	560P
C250	Open	Open	Open	Open	3300P
C257, 258	Open	Open	Open	Open	◎ 3300P

U, C models

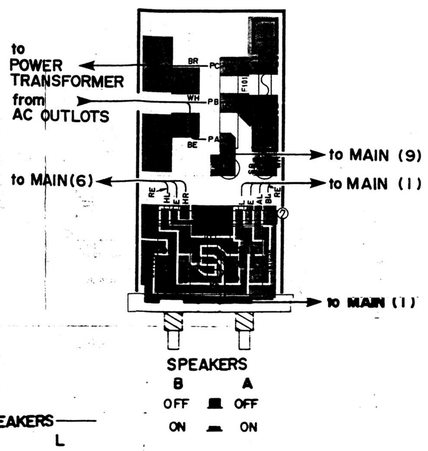

Main Circuit Board (5)

A, G, B models

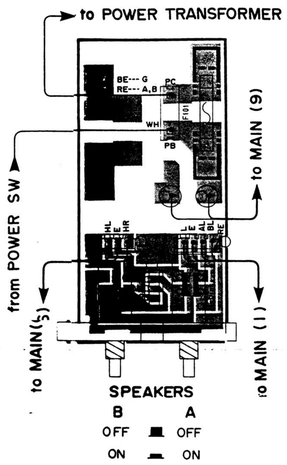

R model

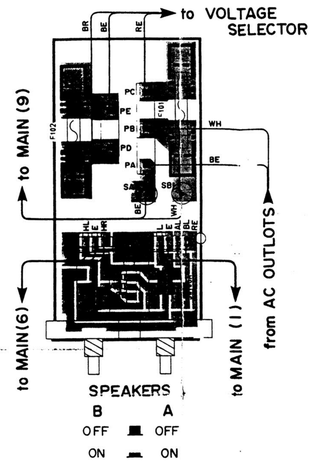

Main Circuit Board (1)

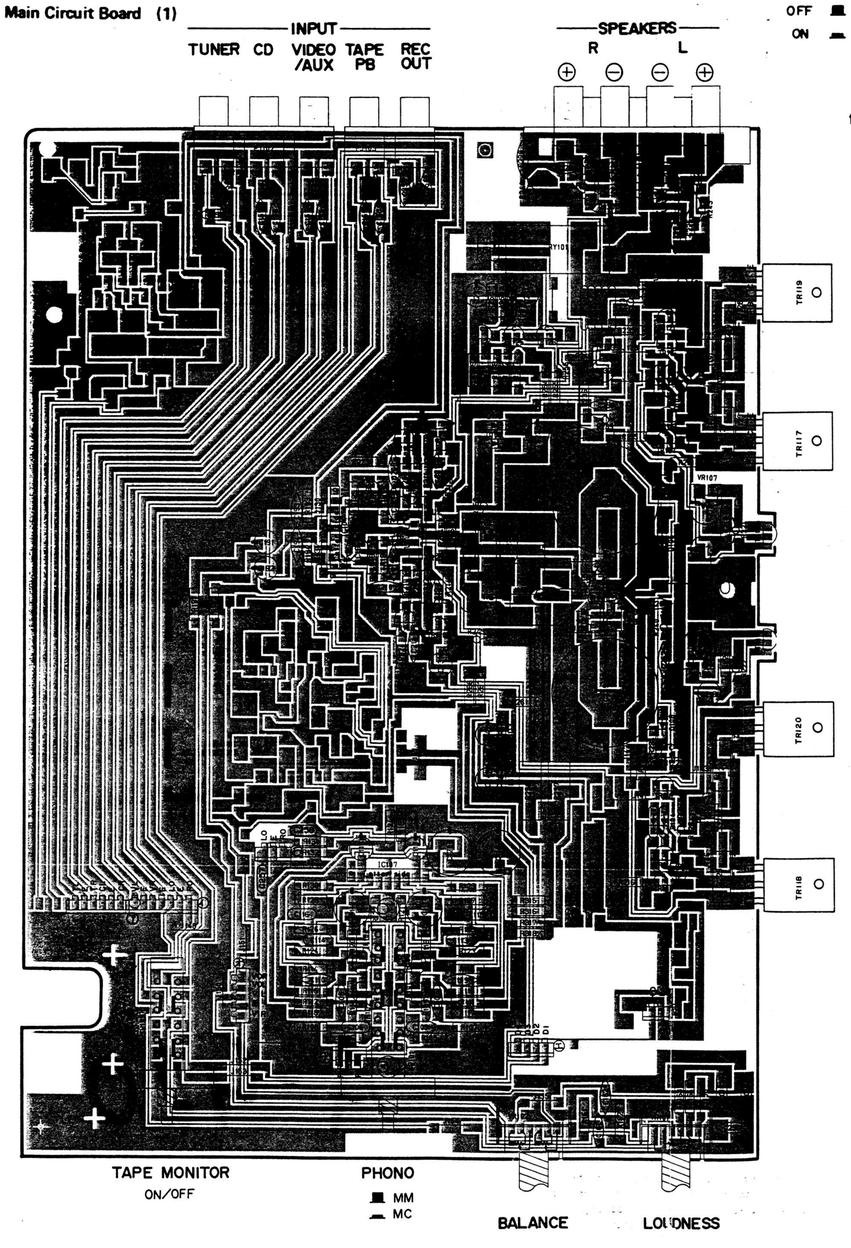

Main Circuit Board (2)

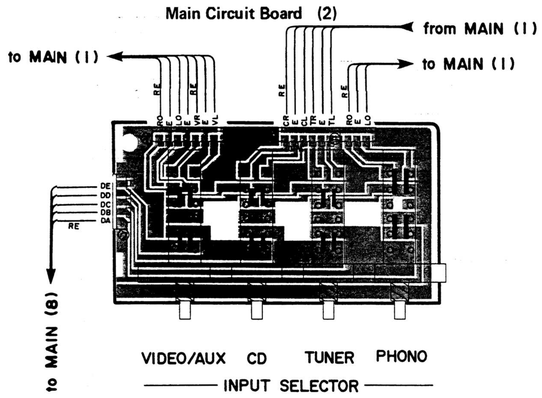

Main Circuit Board (10)

PHONO

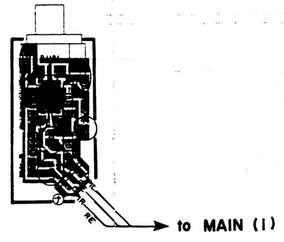

Main Circuit Board (4)

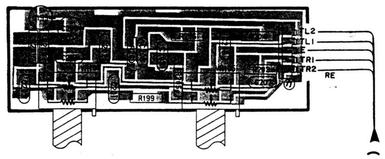

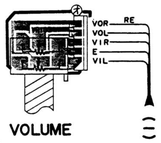

Main Circuit Board (6)

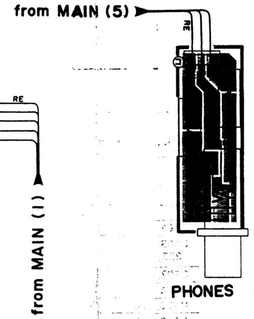

Main Circuit Board (7)

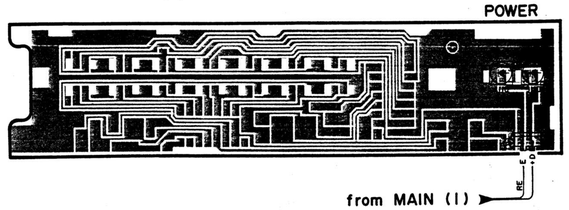

Main Circuit Board (8)

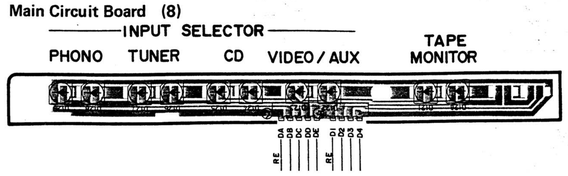

Main Circuit Board (9)
. . . R, U, C models only

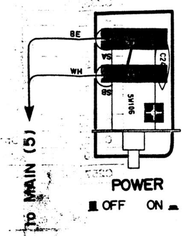

■WIRING

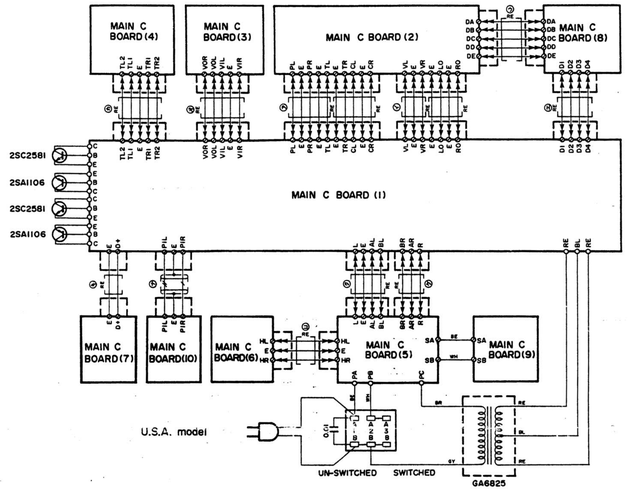

• WIRE COLOR ABBREVIATIONS

BL	Black	VI	Violet
BR	Brown	GY	Gray
RE	Red	WH	White
OR	Orange	GG	Light Green
YE	Yellow	SB	Light Blue
GR	Green	PK	Pink
BE	Blue		

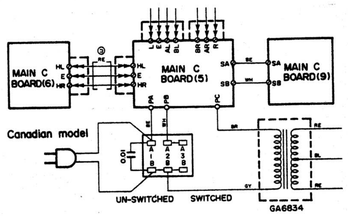

VOLTAGE SELECTOR

Voltage	Terminal No.	
110V	5-4	2-1
120V	6-5	3-2
220V	7-1	8-4
240V	7-6	8-3

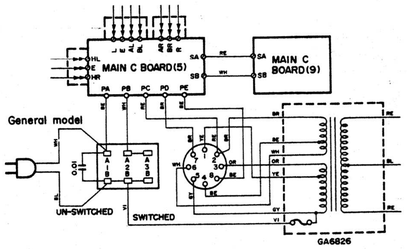

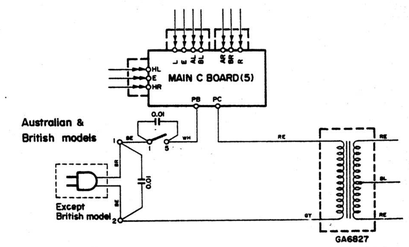

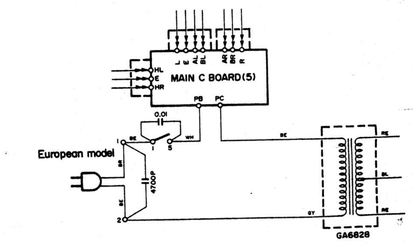

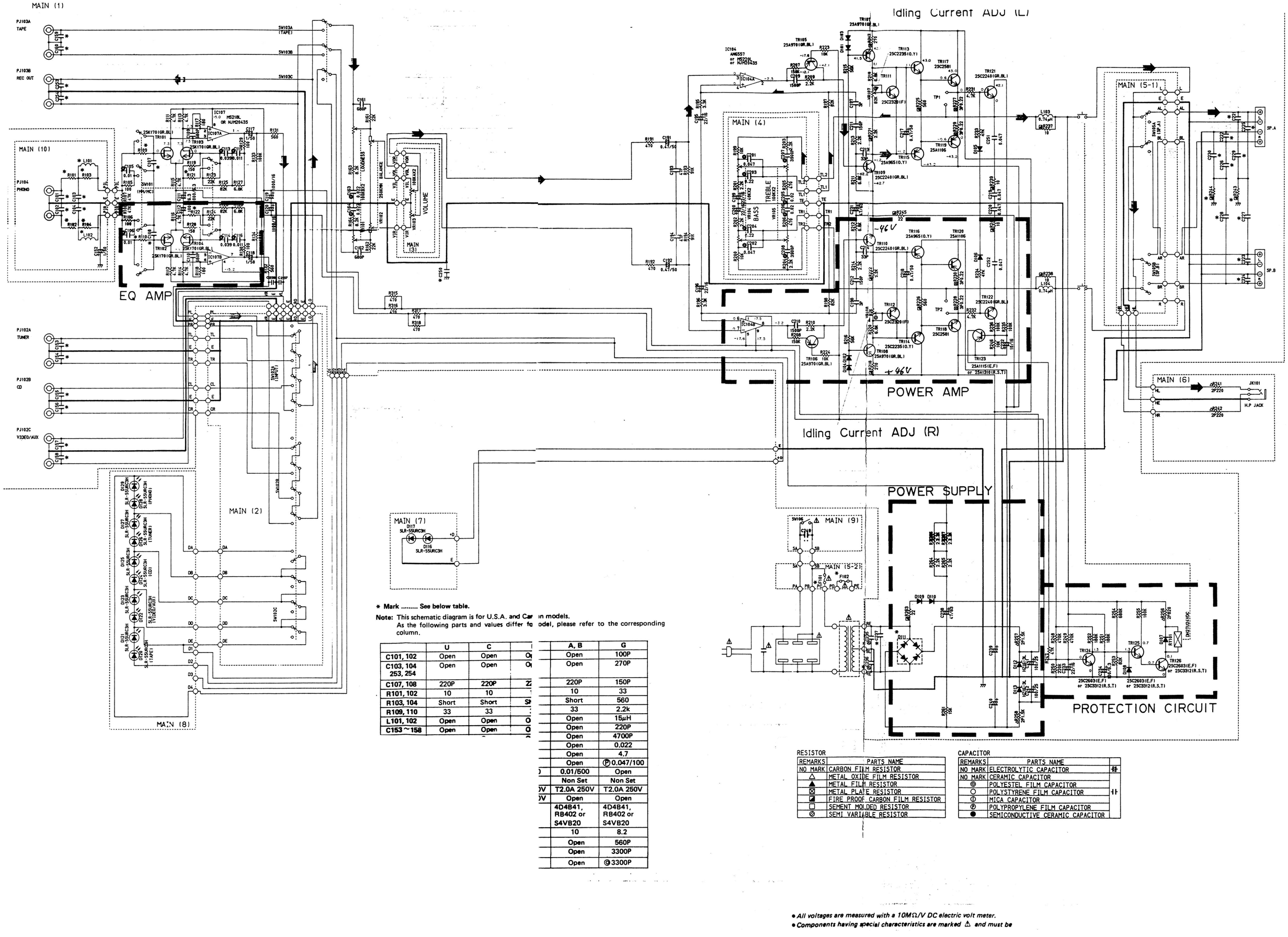

* Mark ..... See below table.

Note: This schematic diagram is for U.S.A. and Can in models.
As the following parts and values differ fo odel, please refer to the corresponding column.

	U	C	A, B	G
C101, 102	Open	Open	Open	100P
C103, 104 253, 254	Open	Open	Open	270P
C107, 108	220P	220P	220P	150P
R101, 102	10	10	10	33
R103, 104	Short	Short	Short	560
R109, 110	33	33	33	2.2k
L101, 102	Open	Open	Open	15μH
C153~158	Open	Open	Open	220P
			Open	4700P
			Open	0.022
			Open	4.7
			Open	Ⓟ 0.047/100
			0.01/500	Open
			Non Set	Non Set
			T2.0A 250V	T2.0A 250V
			Open	Open
			4D4B41, RB402 or S4VB20	4D4B41, RB402 or S4VB20
			10	8.2
			Open	560P
			Open	3300P
			Open	Ⓖ 3300P

RESISTOR

REMARKS	PARTS NAME
NO MARK	CARBON FILM RESISTOR
△	METAL OXIDE FILM RESISTOR
▲	METAL FILM RESISTOR
⊠	METAL PLATE RESISTOR
◪	FIRE PROOF CARBON FILM RESISTOR
□	SEMENT MOLDED RESISTOR
⊘	SEMI VARIABLE RESISTOR

CAPACITOR

REMARKS	PARTS NAME	
NO MARK	ELECTROLYTIC CAPACITOR	⋕
NO MARK	CERAMIC CAPACITOR	⫴
◎	POLYESTEL FILM CAPACITOR	
○	POLYSTYRENE FILM CAPACITOR	
Ⓘ	MICA CAPACITOR	
Ⓟ	POLYPROPYLENE FILM CAPACITOR	
●	SEMICONDUCTIVE CERAMIC CAPACITOR	

- *All voltages are measured with a 10MΩ/V DC electric volt meter.*
- *Components having special characteristics are marked △ and must be*