stage accompany

Technical specifications PPE 2410

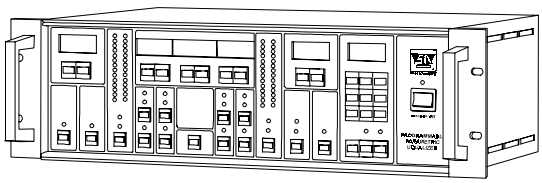

PPE 2410.

Eq Series PPE 2410

In this documentation you will find information about:

- "The Equaliser with brains"
- Extensive features
- Microprocessor control
- Standard leveller function
- Custom network communication
- PPE 2410 connections
- Specifications

"The Equaliser with brains"

The PPE 2410 is a sophisticated, programmable, two-channel four-band parametric equaliser with total control of all variable settings. The memory offers storage, recall and comparison of up to 64 different settings.
Center frequencies are visible on a highly accurate five-digit display. By "sweeping" a narrow boosted peak you can easily detect resonances and identify the frequencies at which they occur. Three-digit displays are provided for input level, cut/boost level, frequency, Q factor, output level and for preset bank and registers. Input and output signal levels are displayed on LED bars with peak hold.

Extensive features

The input gain of the PPE 2410 can be increased to +10 or + 20 dB to achieve an optimal signal to noise ratio.
For comparison of original and processed signal, two EQ in/out switches are provided, one for each channel. Bypass switches per channel allow for quick determination of the effect of the band.
The PPE 2410's ARMOR™ chassis is built to withstand heavy "on-the-road" environments.

Microprocessor control

As a result of the digital control, the analog signal path is of minimal length which results in a significant quality improvement. Another advantage is that the accuracy of the equaliser settings is better than that of comparable analog controlled equalisers. To avoid operation by unauthorised staff, the operation of the total equaliser can be locked by a standard lock function. Related to the lock function is the "presets only" function with which only presets can be recalled without the possibillity of changing them.

Standard leveller function

The leveller function is very useful in situations where the average sound pressure level of a system must be limited to a certain value. The PPE 2410 leveller works very smoothly, which results in a undistorted and virtually inaudible signal attenuation whenever the average output level exceeds an (adjustable-) maximum level.

Custom network communication

Data communication between a PC and the PPE 2410 is realised through SAnet. This multipoint network uses serial data transmission at distances of up to 500 metres.

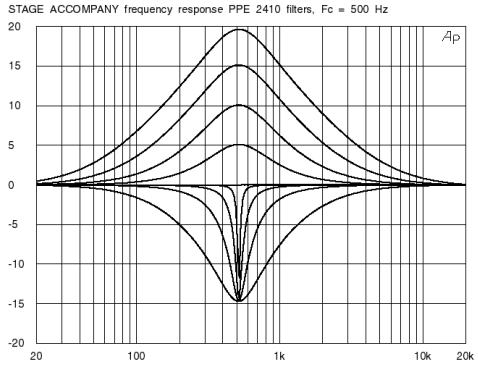

Top variable gain @ 500 Hz, Q=1. bottom: variable Q @ 500 Hz, gain -15 dB.

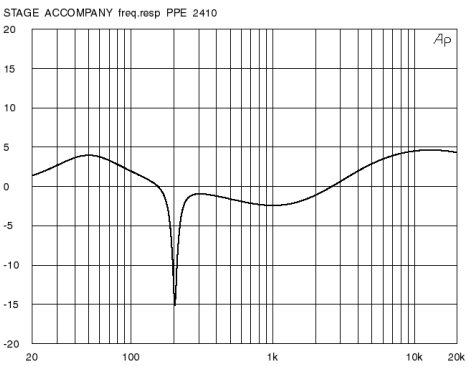

Example of possible curve by using all four bands.

PPE 2410 connections

1. SAnet output, XLR-4
2. SAnet Input, XLR-4
3. Midi in/out/thru, DIN
4. Output (channel 2), XLR
5. Input (channel 2), XLR
6. Output (channel 1), XLR
7. Input (channel 1), XLR
8. AC mains, EURO
9. Ground lift switches

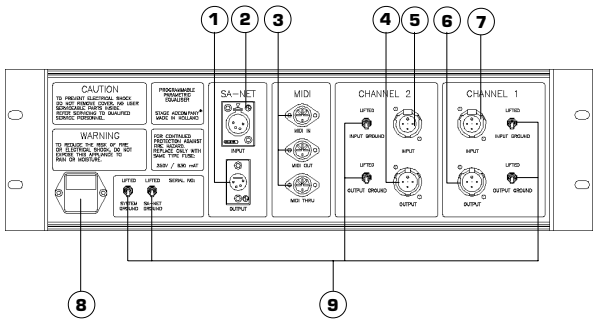

PPE 2410 connections.

Technical specifications

Max input level	: + 20 dBu (7.75 V)
Max output level	: + 20 dBu/600 Ohms
Extra input amplification	: 0 dB, + 10 dB, + 20 dB
Input impedance	: 24 kOhms each leg, (30 kΩ unbalanced)
Output impedance	: 25 kOhms each leg, (50 Ω unbalanced)
Frequency range	: 20 Hz - 20 kHz, -0,25 dB; 10 Hz - 200 kHz, -2 dB
Signal/noise ratio	: > 90 dB, 10 Hz - 100 kHz, typ. 100 dB at 1 kHz
Common mode rejection ratio	: > 80 dB, 10 Hz - 100 kHz, typ. 90 dB at 1 kHz
Channel separation	: > 80 dB, 10 Hz - 100 kHz, typ. 90 dB at 1 kHz
THD (+ 10 dBm)	: < 0.005%, 10 Hz - 100 kHz,typ. 0,003% at 1 kHz
IMD (+ 10 dBm)	: < 0,01%, 2 kHz - 20 kHz
TIM (+ 10 dBm)	: < 0,005%, at 15 kHz
Slew rate	: 7 V/µs
Max. Boost/cut level	: +/- 19.5 dB (per band)
Q factor	: Minimum 0,3, Maximum, 15.0
Central frequency range	: Band 1: 20 Hz - 600 Hz; band 2: 60 Hz - 2 kHz band 3: 200 Hz - 8 Hz; band 4: 600 Hz - 20 kHz
Remote control	: SAnet (SA network) and MIDI
Mains supply	: 110 V/220 V/240 V AC - 50 Hz /60 Hz, selectable at the rear
Power consumption	: 50 VA
Housing	: 19 inch rack mount, 3 HU high, 325 mm (12,8 in.) deep
Physical dimensions (h x w x d)	: 132 x 483 x 325 mm (5.2 x 19 x 12.8 in.)
Weight	: 8.6 kg (19 lb)

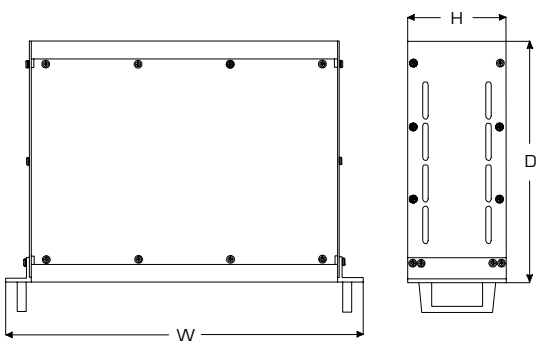

PPE 2410.

Stage Accompany
Anodeweg 4
1627 LJ HOORN
The Netherlands
Tel: +31 (0)229 282930
Fax: + 31 (0)229 282920
E-mail: info@StageAccompany.com

stage accompany

© Copyright 1999 Stage Accompany.
The information in this document is continually being developed. Whilst every effort has been made to make it as accurate as possible, no warranty of accuracy is made or implied by the makers. Stage Accompany shall have neither liability, nor responsibility to any person or entity with respect to loss or damages in connection with or arising from the information contained in this document.

www.StageAccompany.com

A NEW WORLD OF SOUND!®