For more Hi-Fi manuals and set-up information
please visit www.hifiengine.com

GRAPHIC EQUALIZER

GE-7030

SERVICE MANUAL

KENWOOD

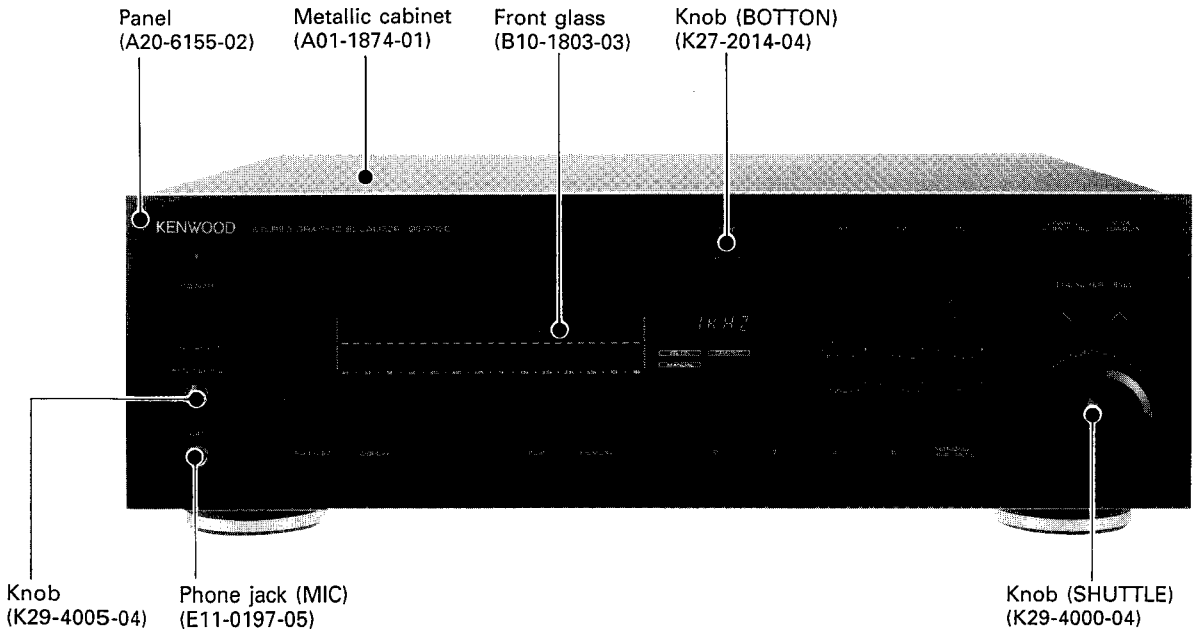

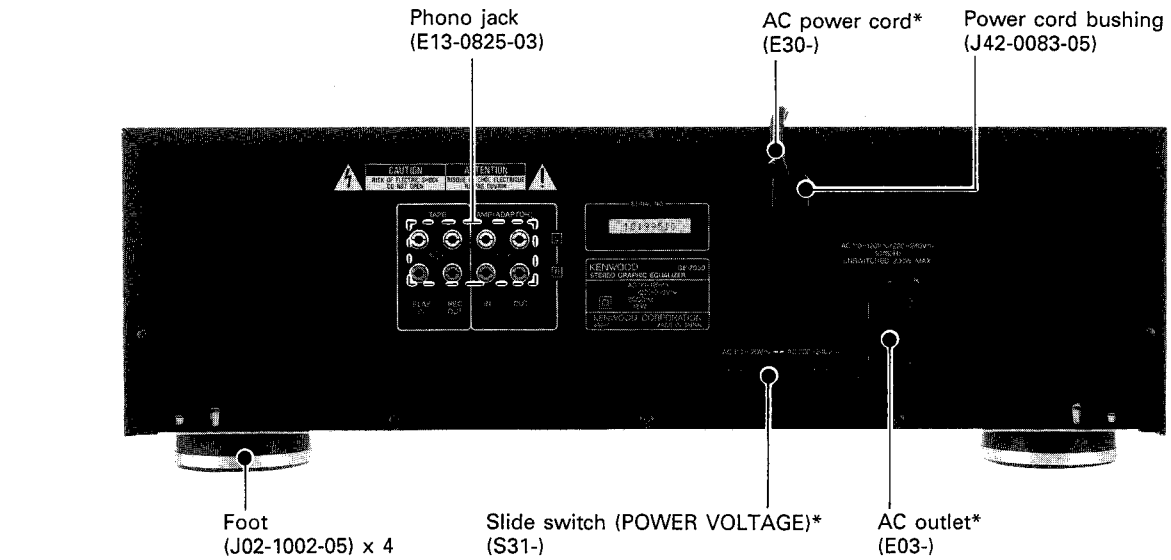

NOTE : Please refer to GE-7020 service manual (B51-4204-00), as the same circuit is used. Microprocessors M50945-061SP and M50747-D60SP are changed for M50945-081SP and M50747-E68SP. However, they work the same function as GE-7020.

*** Refer to parts list on page 12.**

PC BOARD (COMPONENT SIDE VIEW)

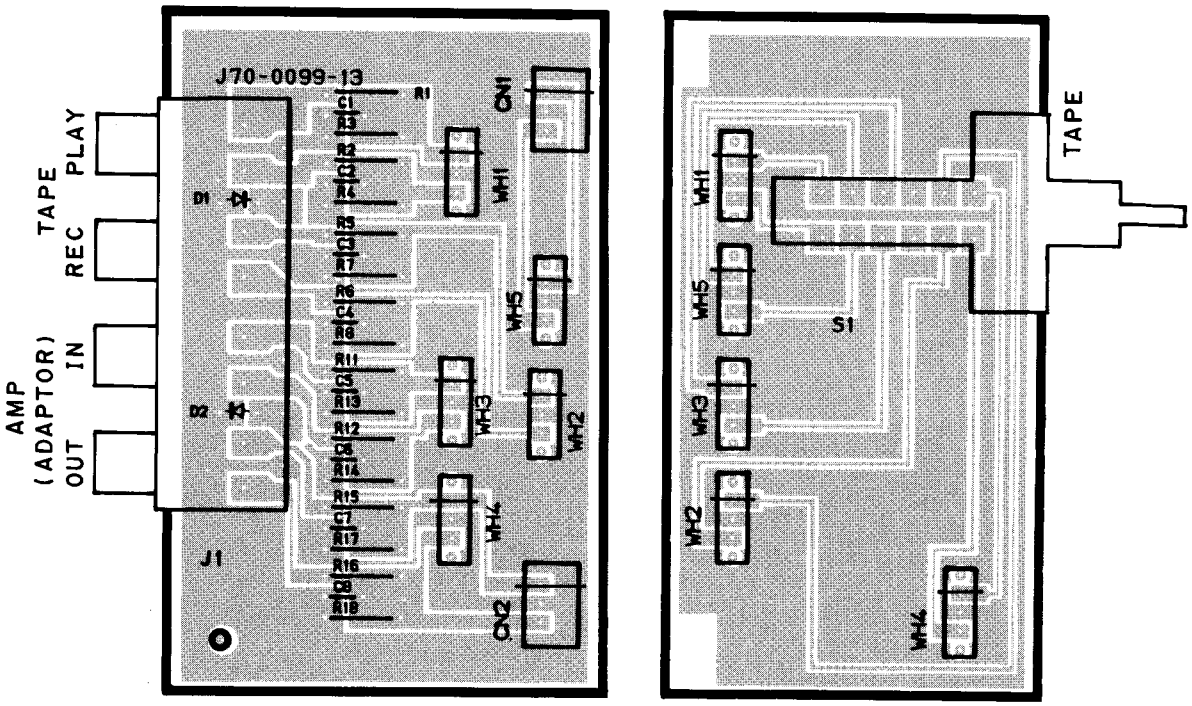

On PC boad, this manual documents X13-6830-10 only.
Refer to the schematic diagram for the values of resistors and capacitors.

CONTROL UNIT
(X11-3080-10)

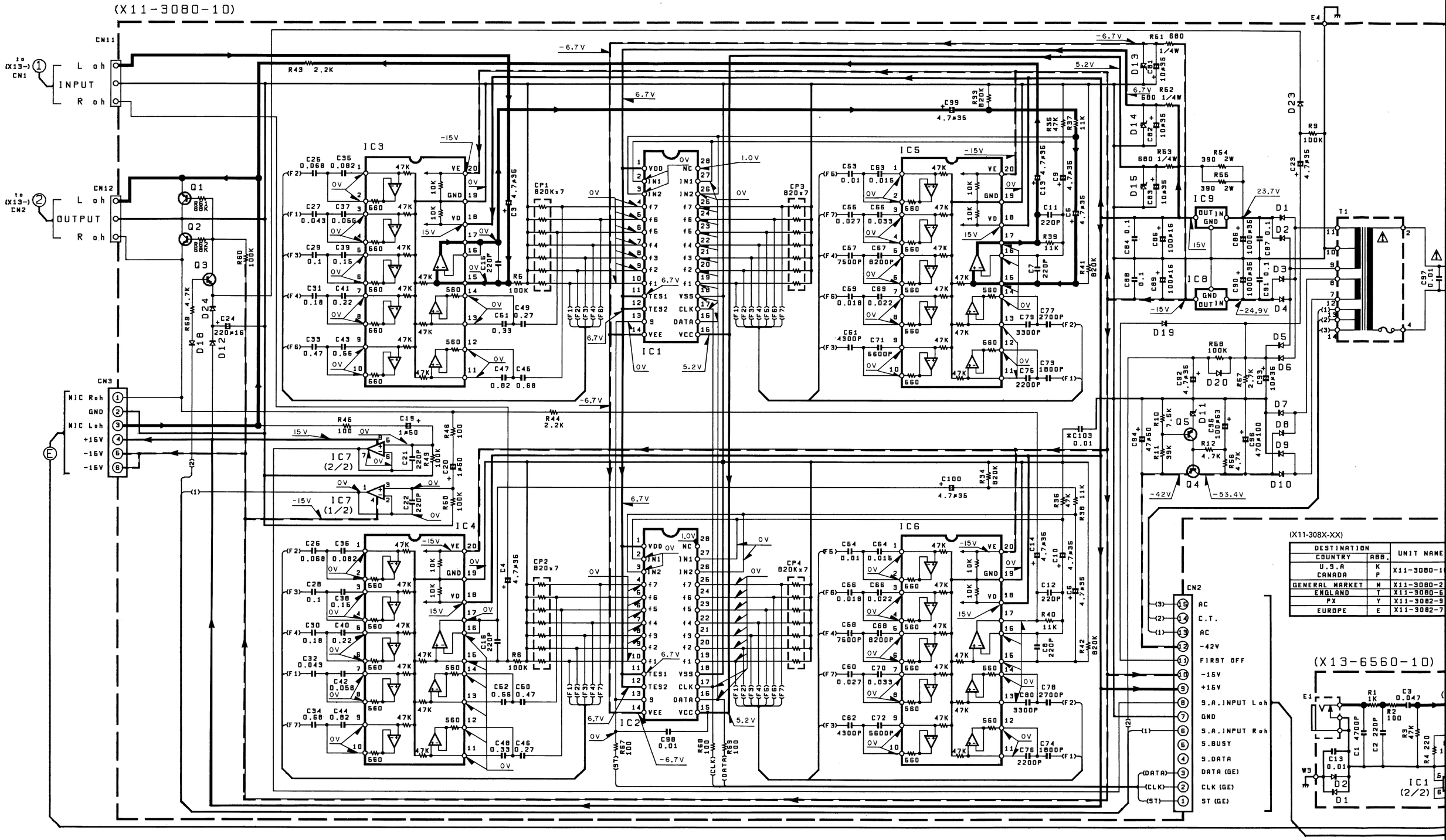

2SA733(A) 2SC2003
2SC2878 2SC945(A)

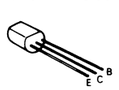

2SD1266

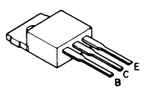

DTA124ES UN4112
2SA933S 2SC1740S

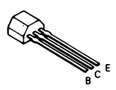

2SB941



NJM4558D

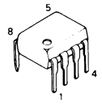

TC74HC77AP

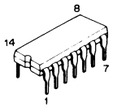

XR-1091DCP

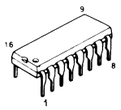

TC4051BP

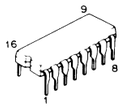

M5229P



AN6914 BA10393
UPC4570C-A

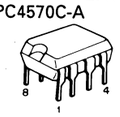

NJU7305L

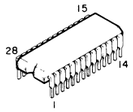

UPC7815HF

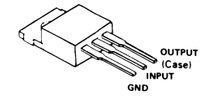

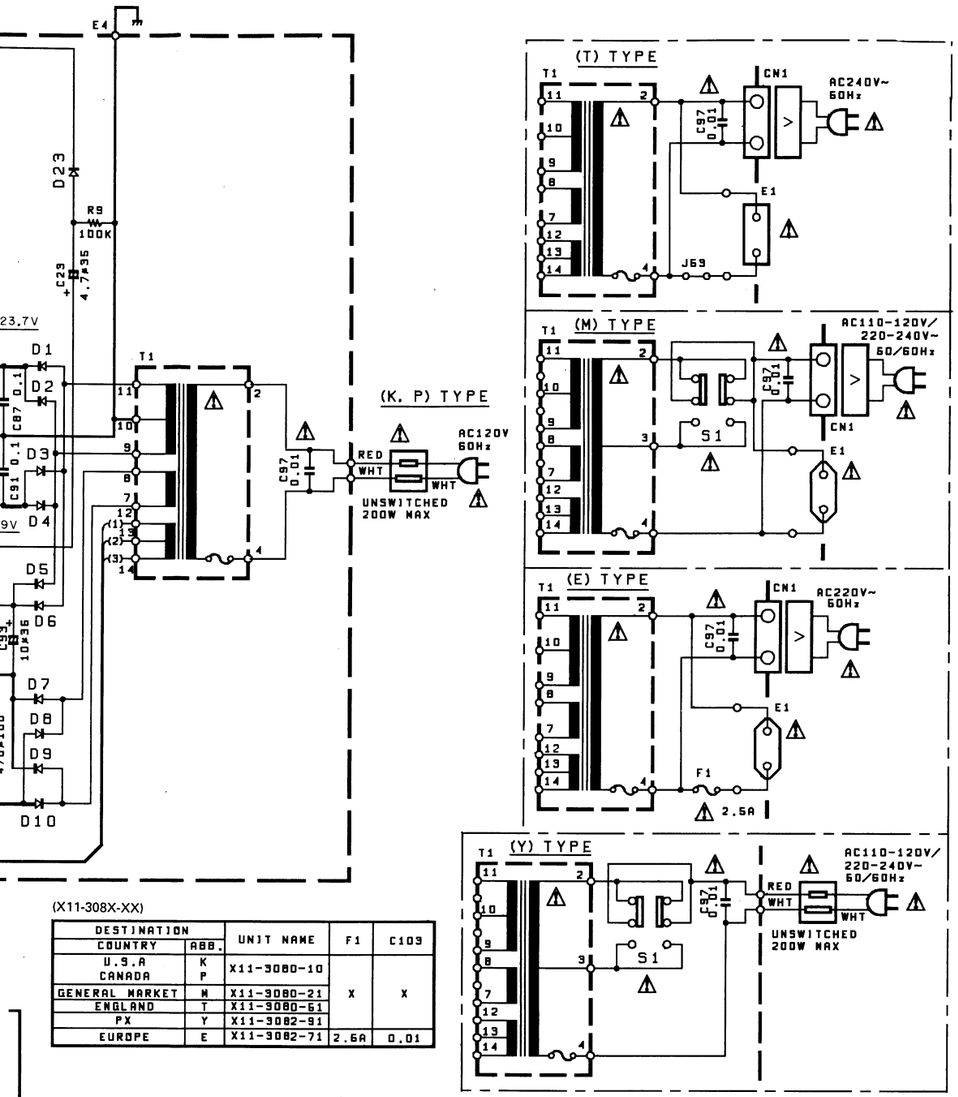

(X11-308X-XX)

DESTINATION		UNIT NAME	F1	C109
COUNTRY	ABB.			
U.S.A CANADA	K P	X11-3080-10	X	X
GENERAL MARKET	M	X11-3080-21		
ENGLAND	T	X11-3080-51		
PX	Y	X11-3082-91		
EUROPE	E	X11-3082-71	2.6A	0.01

(X13-6560-10) (D/4)

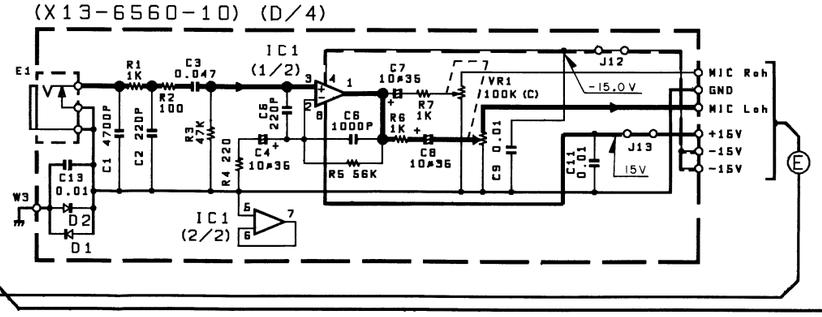

SUB UNIT
(X13-6830-10)
(A/2)

X13 (B/2)

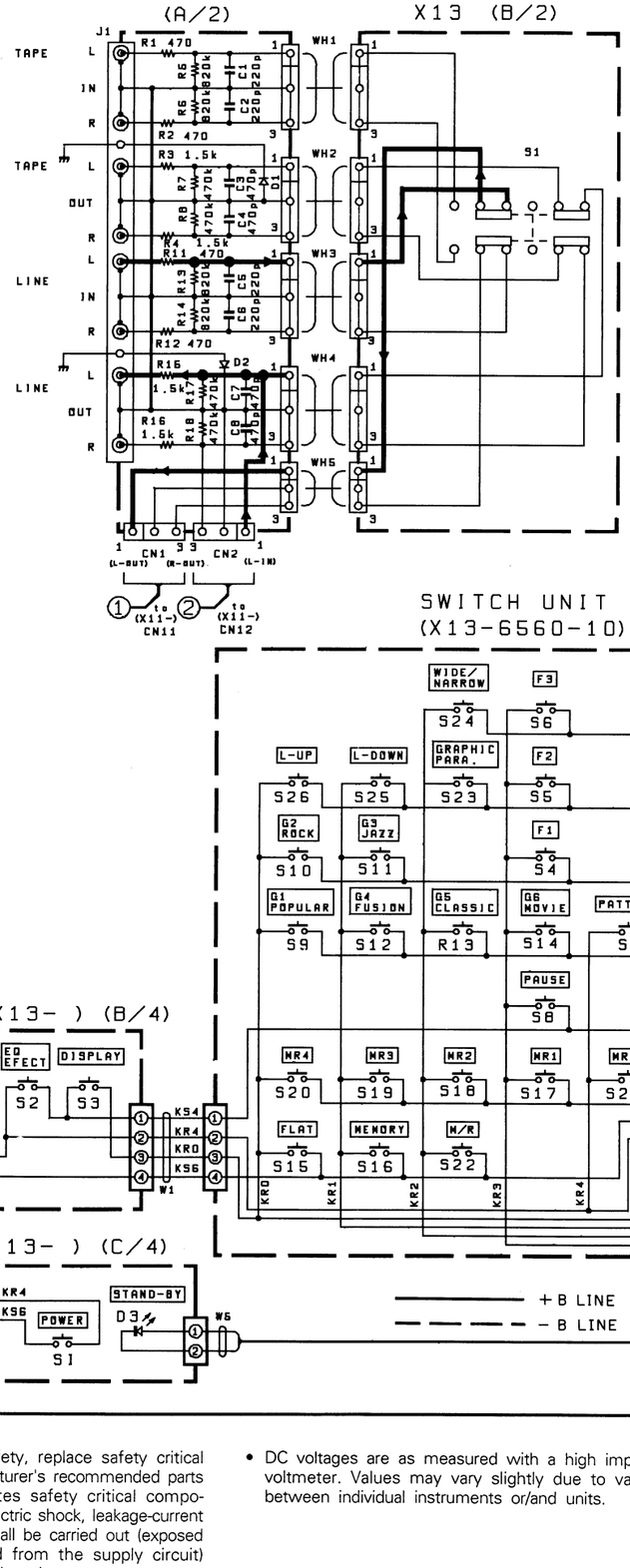

(X11-3080-10)

D1~4, 7~10	:SS5668
D5, 6, 12, 18~20 23, 24	:HSS104Aor1SS131
D11	:RD6.2ES (B2) orHZS6.2N (B2)
D13, 14	:RD6.8ES (B2) orHZS6.8N (B2)
D15	:RD5.1ES (B2) orHZS5.1N (B2)
Q1, 2	:2SC2878 (B)
Q3, 5	:2SA733 (A) (Q, P) or2SA933S (Q, R)
Q4	:2SB941
IC1, 2	:NJU7305L
IC3~6	:M5229P
IC7	:NJM4558D
IC8	:μPC7915HF
IC9	:μPC7815HF

(X13-6560-10)
IC1 :μPC4570C-AorNJM4580D-D

D1, 2 :1SS133orHSS104
D3 :B30-1291-05

(X13-6830-10)
D1, 2 :1SS131orHSS104A

SWITCH UNIT
(X13-6560-10) (A/4)

(X13-) (B/4)

(X13-) (C/4)

GE-7030 (K) (1/2)

UPC7815HF

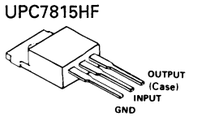

M50747-E68SP

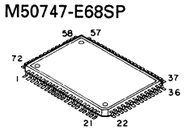

UPC7915HF

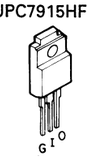

CAUTION : For continued safety, replace safety critical components only with manufacturer's recommended parts (refer to parts list). ⚠ Indicates safety critical components. To reduce the risk of electric shock, leakage-current or resistance measurements shall be carried out (exposed parts are acceptably insulated from the supply circuit) before the appliance is returned to the customer.

- DC voltages are as measured with a high impedance voltmeter. Values may vary slightly due to variations between individual instruments or/and units.

Y09-3820-10

GE-7030
KENWOOD

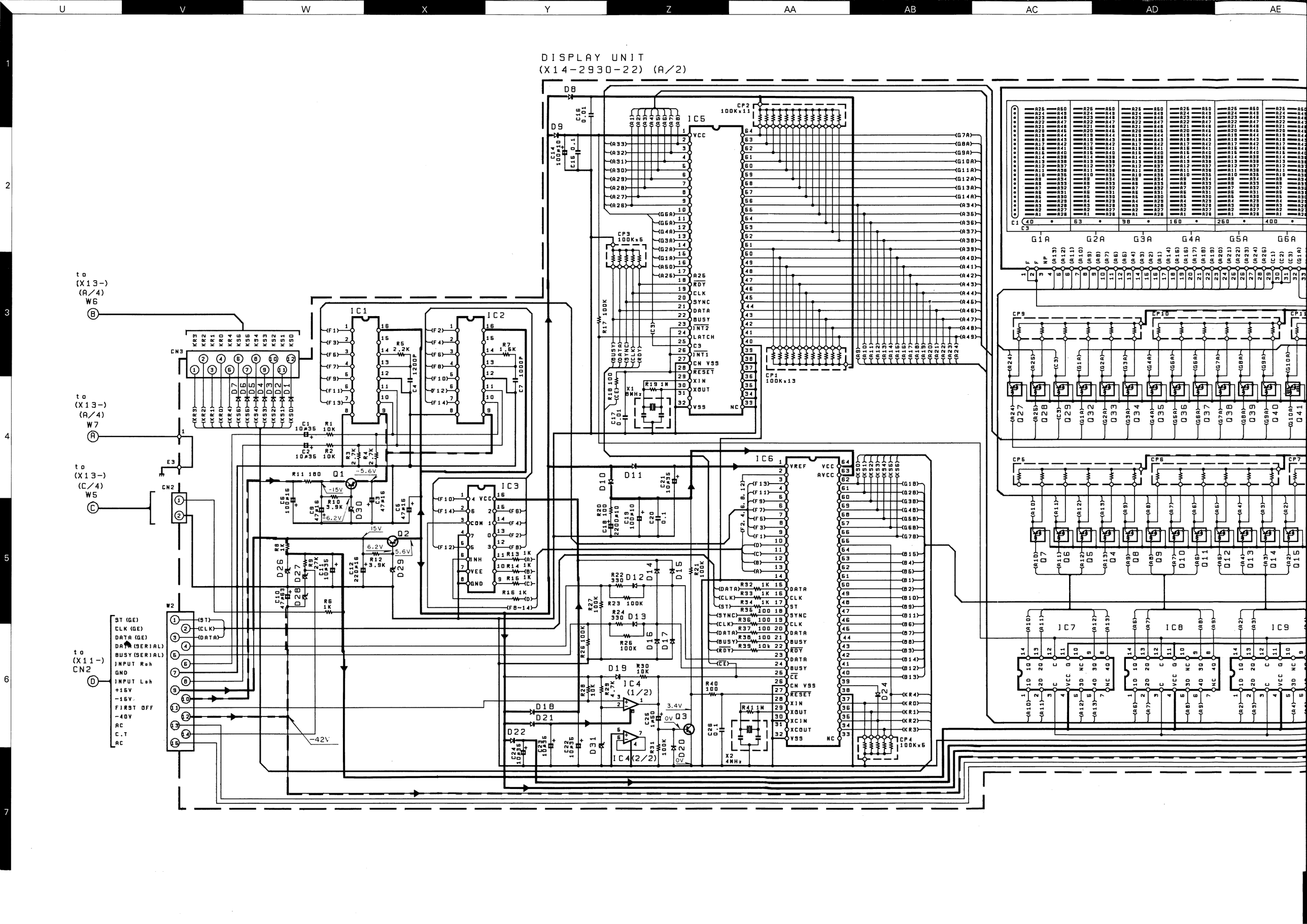
DISPLAY UNIT
(X14-2930-22) (A/2)
to (X13-) (A/4) W6
to (X13-) (A/4) W7
to (X13-) (C/4) W5
to (X11-) CN2
ST (GE)
CLK (GE)
DATA (GE)
DATA (SERIAL)
BUSY (SERIAL)
INPUT Roh
GND
INPUT Loh
+15V
-15V
FIRST OFF
-40V
AC
C.T
AC
IC1
IC2
IC3
IC4 (1/2)
IC4 (2/2)
IC5
IC6
IC7
IC8
IC9
CP1 100Kx13
CP2 100Kx11
CP3 100Kx5
CP4 100Kx6
X1 8MHz
X2 4MHz
-42V

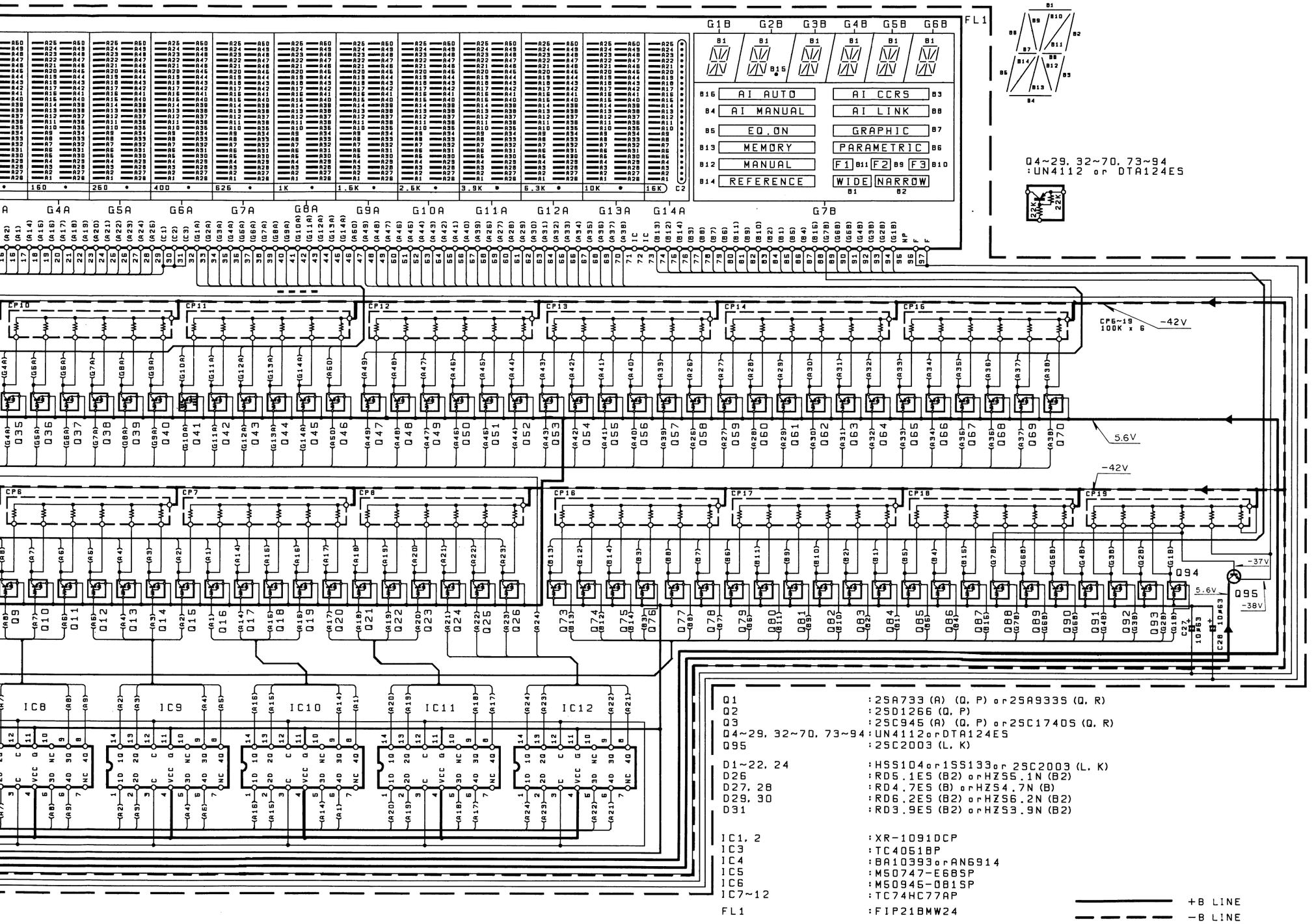

Q1 :2SA733 (A) (Q, P) or2SA933S (Q, R)
Q2 :2SD1266 (Q, P)
Q3 :2SC945 (A) (Q, P) or2SC1740S (Q, R)
Q4~29, 32~70, 73~94 :UN4112orDTA124ES
Q95 :2SC2003 (L, K)

D1~22, 24 :HSS104or1SS133or 2SC2003 (L, K)
D26 :RD5.1ES (B2) orHZS5.1N (B2)
D27, 28 :RD4.7ES (B) orHZS4.7N (B)
D29, 30 :RD6.2ES (B2) orHZS6.2N (B2)
D31 :RD3.9ES (B2) orHZS3.9N (B2)

IC1, 2 :XR-1091DCP
IC3 :TC4051BP
IC4 :BA10393orAN6914
IC5 :M50747-E6BSP
IC6 :M50945-081SP
IC7~12 :TC74HC77AP
FL1 :FIP21BMW24

+B LINE
−B LINE

- DC voltages are as measured with a high impedance voltmeter. Values may vary slightly due to variations between individual instruments or/and units.

CAUTION : For continued safety, replace safety critical components only with manufacturer's recommended parts (refer to parts list). ⚠ Indicates safety critical components. To reduce the risk of electric shock, leakage-current or resistance measurements shall be carried out (exposed parts are acceptably insulated from the supply circuit) before the appliance is returned to the customer.

Y09-3820-10

GE-7030
KENWOOD

EXPLODED VIEW (UNIT)

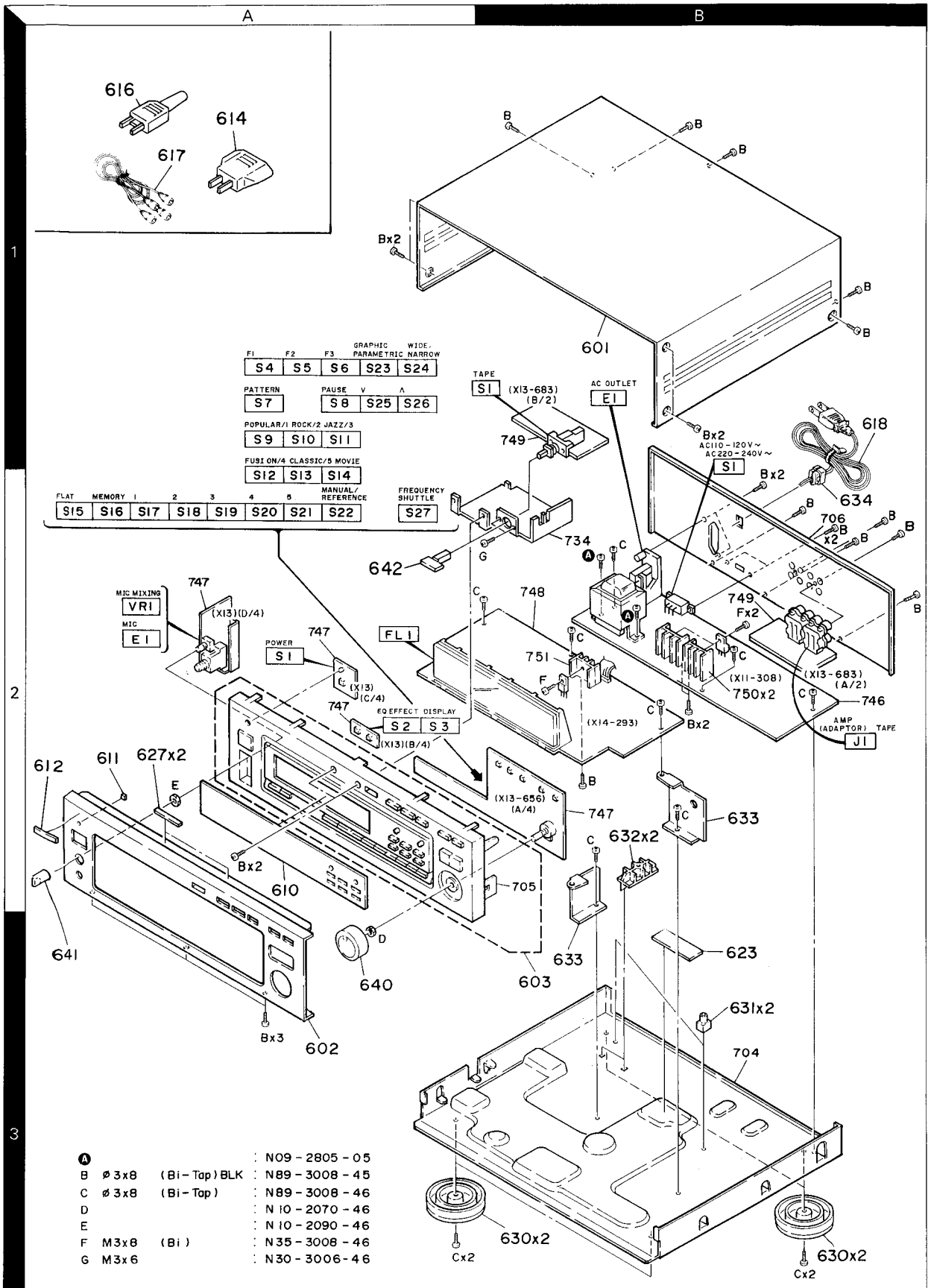

A			: N09-2805-05
B	ø3x8	(Bi-Tap)BLK	: N89-3008-45
C	ø3x8	(Bi-Tap)	: N89-3008-46
D			: N10-2070-46
E			: N10-2090-46
F	M3x8	(Bi)	: N35-3008-46
G	M3x6		: N30-3006-46

Parts with the exploded numbers larger than 700 are not supplied.

* New Parts
Parts without **Parts No.** are not supplied.
Les articles non mentionnes dans le **Parts No.** ne sont pas fournis.
Teile ohne **Parts No.** werden nicht geliefert.

Ref. No. 参照番号	Address 位置	New Parts 新	Parts No. 部品番号	Description 部品名／規格	Destination 仕向	Remarks 備考
GE-7030						
601	1B		A01-1874-01	METALLIC CABINET		
602	3A	*	A20-6155-02	PANEL		
603	3B	*	A22-1429-32	SUB PANEL ASSY		
610	2A		B10-1803-03	FRONT GLASS		
611	2A		B12-0048-04	INDICATOR		
612	2A		B43-0287-04	KENWOOD BADGE		
-			B46-0092-03	WARRANTY CARD	K	
-			B46-0094-03	WARRANTY CARD	Y	
-			B46-0095-03	WARRANTY CARD	Y	
-			B46-0121-03	WARRANTY CARD	P	
-			B46-0122-13	WARRANTY CARD	E	
-			B46-0143-13	WARRANTY CARD	T	
-			B58-0269-04	CAUTION CARD	K	
-			B58-0513-04	CAUTION CARD (PRESET220-240)	Y	
-		*	B60-0520-00	INSTRUCTION MANUAL(ENGLISH)		
-		*	B60-0521-00	INSTRUCTION MANUAL(FRENCH)	PE	
-		*	B60-0522-00	INSTRUCTION MANUAL(G/D/I)	E	
-		*	B60-0523-00	INSTRUCTION MANUAL(SPANISH)	M	
⚠ 614	1A		E03-0115-05	AC PLUG ADAPTER	M	
⚠ 615	1B		E03-0041-05	AC OUTLET	KPY	
⚠ 616	1A		E03-0049-05	AC PLUG	T	
617	1A		E30-0505-05	AUDIO CORD		
⚠ 618	1B		E30-0712-05	AC POWER CORD	Y	
⚠ 618	1B		E30-0974-05	AC POWER CORD	KP	
⚠ 618	1B		E30-2592-15	AC POWER CORD	ME	
⚠ 618	1B		E30-2593-15	AC POWER CORD	T	
627	2A		G11-0155-14	SOFT TAPE (40X9X2)		
-			H10-5038-02	POLYSTYRENE FOAMED FIXTURE		
-			H10-5039-02	POLYSTYRENE FOAMED FIXTURE		
-			H25-0181-04	PROTECTION BAG (150X260X0.05)		
-			H25-0225-04	PROTECTION BAG (850X450X0.03)		
-			H25-0232-04	PROTECTION BAG (235X350X0.03)		
-		*	H50-0100-04	ITEM CARTON CASE		
630	3B		J02-1002-05	FOOT		
631	3B		J19-3180-05	UNIT HOLDER		
⚠ 634	2B		J42-0083-05	POWER CORD BUSHING		
-			J61-0307-05	WIRE BAND		
640	3A		K29-4000-04	KNOB(SHUTTLE)		
641	3A		K29-4005-04	KNOB(MIC)		
642	1A		K27-2014-04	KNOB(BUTTON)		
⚠ T1	2B		L07-0184-05	POWER TRANSFORMER	YM	
⚠ T1	2B		L07-0185-05	POWER TRANSFORMER	TE	
⚠ T1	2B		L07-0186-05	POWER TRANSFORMER	KP	
A			N09-2805-05	TAPTITE SCREW		
B			N89-3008-45	BINDING HEAD TAPTITE SCREW		
C			N89-3008-46	BINDING HEAD TAPTITE SCREW		
D			N10-2070-46	HEXAGON NUT (M7)		
E			N10-2090-46	HEXAGON NUT (M9)		
C			N30-3006-46	PAN HEAD SCREW		

E: Scandinavia & Europe K: USA P: Canada W:Europe
Y: PX(Far East, Hawaii) T: England M: Other Areas
Y: AAFES(Europe) X: Australia

⚠ indicates safety critical components.

* New Parts
Parts without **Parts No.** are not supplied.
Les articles non mentionnes dans le **Parts No.** ne sont pas fournis.
Teile ohne **Parts No.** werden nicht geliefert.

Ref. No. 参照番号	Address 位置	New Parts 新	Parts No. 部品番号	Description 部品名／規格	Destination 仕向	Remarks 備考
CONTROL (X11-3080-10)						
C3 -6			CE04KW1V4R7M	ELECTRO 4.7UF 35WV		
C7 ,8			CC45FSL1H221J	CERAMIC 220PF J		
C9 ,10			CE04KW1V4R7M	ELECTRO 4.7UF 35WV		
C11 ,12			CC45FSL1H221J	CERAMIC 220PF J		
C13 ,14			CE04KW1V4R7M	ELECTRO 4.7UF 35WV		
C15 ,16			CC45FSL1H221J	CERAMIC 220PF J		
C19 ,20			CE04KW1H010M	ELECTRO 1.0UF 50WV		
C21 ,22			CC45FSL1H221J	CERAMIC 220PF J		
C23			CE04KW1V4R7M	ELECTRO 4.7UF 35WV		
C24			CE04KW1C221M	ELECTRO 220UF 16WV		
C25 ,26			CF92FV1H683J	MF 0.068UF J		
C27			CF92FV1H433J	MF 0.043UF J		
C28 ,29			CF92FV1H104J	MF 0.10UF J		
C30 ,31			CF92FV1H184J	MF 0.18UF J		
C32			CF92FV1H433J	MF 0.043UF J		
C33			CF92FV1H474J	MF 0.47UF J		
C34			CF92FV1H684J	MF 0.68UF J		
C35 ,36			CF92FV1H823J	MF 0.082UF J		
C37			CF92FV1H563J	MF 0.056UF J		
C38 ,39			CF92FV1H154J	MF 0.15UF J		
C40 ,41			CF92FV1H224J	MF 0.22UF J		
C42			CF92FV1H563J	MF 0.056UF J		
C43			CF92FV1H564J	MF 0.56UF J		
C44			CF92FV1H824J	MF 0.82UF J		
C45			CF92FV1H684J	MF 0.68UF J		
C46			CF92FV1H274J	MF 0.27UF J		
C47			CF92FV1H824J	MF 0.82UF J		
C48			CF92FV1H334J	MF 0.33UF J		
C49			CF92FV1H274J	MF 0.27UF J		
C50			CF92FV1H474J	MF 0.47UF J		
C51			CF92FV1H334J	MF 0.33UF J		
C52			CF92FV1H564J	MF 0.56UF J		
C53 ,54			C91-0676-05	CERAMIC 0.01UF K		
C55			CF92FV1H273J	MF 0.027UF J		
C56			C91-0682-05	CERAMIC 0.018UF K		
C57 ,58			CF92FV1H752J	MF 7500PF J		
C59			C91-0682-05	CERAMIC 0.018UF K		
C60			CF92FV1H273J	MF 0.027UF J		
C61 ,62			CF92FV1H432J	MF 4300PF J		
C63 ,64			C91-0680-05	CERAMIC 0.015UF K		
C65			CF92FV1H333J	MF 0.033UF J		
C66			C91-0684-05	CERAMIC 0.022UF K		
C67 ,68			CF92FV1H822J	MF 8200PF J		
C69			C91-0684-05	CERAMIC 0.022UF K		
C70			CF92FV1H333J	MF 0.033UF J		
C71 ,72			CF92FV1H562J	MF 5600PF J		
C73 ,74			C91-0658-05	CERAMIC 0.0018UF K		
C75 ,76			C91-0660-05	CERAMIC 0.0022UF K		
C77 ,78			C91-0662-05	CERAMIC 0.0027UF K		
C79 ,80			C91-0664-05	CERAMIC 3300UF K		
C81 -83			CE04KW1V100M	ELECTRO 10UF 35WV		
C84			CF92FV1H104J	MF 0.10UF J		
C85			CE04KW1C101M	ELECTRO 100UF 16WV		

E: Scandinavia & Europe K: USA P: Canada W:Europe
Y: PX(Far East, Hawaii) T: England M: Other Areas
Y: AAFES(Europe) X: Australia

⚠ indicates safety critical components.

× New Parts
Parts without **Parts No.** are not supplied.
Les articles non mentionnes dans le **Parts No.** ne sont pas fournis.
Teile ohne **Parts No.** werden nicht geliefert.

Ref. No. 参照番号	Address 位置	New Parts 新	Parts No. 部品番号	Description 部品名／規格	Destination 仕向	Remarks 備考
C86			CE04KW1V102M	ELECTR@ 1000UF 35WV		
C87 ,88			CF92FV1H104J	MF 0.10UF J		
C89			CE04KW1C101M	ELECTR@ 100UF 16WV		
C90			CE04KW1V102M	ELECTR@ 1000UF 35WV		
C91			CF92FV1H104J	MF 0.10UF J		
C92			CE04KW1V4R7M	ELECTR@ 4.7UF 35WV		
C93			CE04KW1V100M	ELECTR@ 10UF 35WV		
C94			CE04KW1H470M	ELECTR@ 47UF 50WV		
C95			CE04DW1J101M	ELECTR@ 100UF 63WV		
C96			CE04KW2A471M	ELECTR@ 470UF 100WV		
⚠ C97			C91-0647-05	CERAMIC 0.01UF P		
C98			CK45FF1H103Z	CERAMIC 0.010UF Z		
C99 ,100			CE04KW1V4R7M	ELECTR@ 4.7UF 35WV		
C103			CK45FF1H103Z	CERAMIC 0.010UF Z		
⚠ E1			E03-0108-05	AC @UTLET	ME	
⚠ E1			E03-0109-05	AC @UTLET	T	
⚠ F1			F05-2525-05	FUSE (SEMK@) (250V T2.5A)	E	
CN4 ,5			J13-0075-05	FUSE CLIP	E	
B			N89-3008-45	BINDING HEAD TAPTITE SCREW		
F			N35-3008-46	BINDING HEAD MACHINE SCREW		
CP1 -4			R90-0491-05	MULTI-COMP 820KX7 J 1/6W		
R51 -53			RD14NB2E681J	RD 680 J 1/4W		
R54 ,55			RS14KB3D391J	FL-PR@@F RS 390 J 2W		
⚠ S1			S31-2131-05	SLIDE SWITCH (P@WER V@LTAGE)	YM	
D1 -4			S5566B	DI@DE		
D5 ,6			HSS104A	DI@DE		
D5 ,6			1SS131	DI@DE		
D7 -10			S5566B	DI@DE		
D11			HZS6.2N(B2)	ZENER DI@DE		
D11			RD6.2ES(B2)	ZENER DI@DE		
D12			HSS104A	DI@DE		
D12			1SS131	DI@DE		
D13 ,14			HZS6.8N(B2)	ZENER DI@DE		
D13 ,14			RD6.8ES(B2)	ZENER DI@DE		
D15			HZS5.1N(B2)	ZENER DI@DE		
D15			RD5.1ES(B2)	ZENER DI@DE		
D18 -20			HSS104A	DI@DE		
D18 -20			1SS131	DI@DE		
D23 ,24			HSS104A	DI@DE		
D23 ,24			1SS131	DI@DE		
IC1 ,2			NJU7305L	IC(ELECTRIC V@LUME)ULTIPLEXER)		
IC3 -6			M5229P	IC(7CH GRAPHIC EQUALIZER)		
IC7			NJM4558D	IC(@P AMP X2)		
IC8			UPC7915HF	IC(V@LTAGE REGULAT@R/ -15V)		
IC9			UPC7815HF	IC(V@LTAGE REGULAT@R/ +15V)		
Q1 ,2			2SC2878(B)	TRANSIST@R		
Q3			2SA733(A)(Q,P)	TRANSIST@R		
Q3			2SA933S(Q,R)	TRANSIST@R		
Q4			2SB941	TRANSIST@R		
Q5			2SA733(A)(Q,P)	TRANSIST@R		
Q5			2SA933S(Q,R)	TRANSIST@R		

E: Scandinavia & Europe K: USA P: Canada W:Europe
Y: PX(Far East, Hawaii) T: England M: Other Areas
Y: AAFES(Europe) X: Australia

⚠ indicates safety critical components.

× New Parts
Parts without **Parts No.** are not supplied.
Les articles non mentionnes dans le **Parts No.** ne sont pas fournis.
Teile ohne **Parts No.** werden nicht geliefert.

Ref. No. 参照番号	Address 位置	New Parts 新	Parts No. 部品番号	Description 部品名／規格	Destination 仕向	Remarks 備考
SWITCH (X13-6560-10)						
D3			B30-1291-05	LED		
C1			CK45FF1H472Z	CERAMIC 4700PF Z		
C2			CC45FSL1H221J	CERAMIC 220PF J		
C3			CF92FV1H473J	MF 0.047UF J		
C4			CE04JW1V100M	ELECTR@ 10UF 35WV		
C5			CC45FSL1H221J	CERAMIC 220PF J		
C6			CK45FB1H102K	CERAMIC 1000PF K		
C7			CE04KW1V100M	ELECTR@ 10UF 35WV		
C8			CE04JW1V100M	ELECTR@ 10UF 35WV		
C9			CK45FF1H103Z	CERAMIC 0.010UF Z		
C10			CE04KW1C470M	ELECTR@ 47UF 16WV		
C11			CK45FF1H103Z	CERAMIC 0.010UF Z		
C13			CK45F1H103Z	CERAMIC 0.010UF Z		
E1	2A		E11-0197-05	PH@NE JACK (MIC)		
VR1	2A	*	R10-5039-05	P@TENTI@METER 100K (C)X2 MIC		
S1 -26	1A,2A		S40-1064-05	PUSH SWITCH		
S27	1A	*	S29-1156-05	R@TARY SWITCH		
D1 ,2			HSS104	DI@DE		
D1 ,2			1SS133	DI@DE		
IC1			NJM4580D-D	IC		
IC1			UPC4570C-A	IC		
SUB (X13-6830-10)						
C1 ,2			CC45FSL1H221J	CERAMIC 220PF J		
C3 ,4			CK45FB1H471K	CERAMIC 470PF K		
C5 ,6			CC45FSL1H221J	CERAMIC 220PF J		
C7 ,8			CK45FB1H471K	CERAMIC 470PF K		
J1			E13-0825-05	PH@N@ JACK		
S1			S40-4037-05	PUSH SWITCH (TAPE)		
D1 ,2			HSS104A	DI@DE		
D1 ,2			1SS131	DI@DE		
DISPLAY (X14-2930-22)						
C1 ,2			CE04KW1V100M	ELECTR@ 10UF 35WV		
C3			CE04KW1C470M	ELECTR@ 47UF 16WV		
C4			CF92FV1H122J	MF 1200PF J		
C5			CE04KW1C470M	ELECTR@ 47UF 16WV		
C6			CE04KW1C101M	ELECTR@ 100UF 16WV		
C7			CF92FV1H102J	MF 1000PF J		
C9			CE04KW1C470M	ELECTR@ 47UF 16WV		
C10			CE04KW1J470M	ELECTR@ 47UF 63WV		
C11			CE04KW1V100M	ELECTR@ 10UF 35WV		
C12			CE04KW1C221M	ELECTR@ 220UF 16WV		
C14			CE04KW1A101M	ELECTR@ 100UF 10WV		
C15			CF92FV1H104J	MF 0.10UF J		
C16 ,17			CF92FV1H103J	MF 0.010UF J		
C18			CE04KW1A222M	ELECTR@ 2200UF 10WV		
C19			CE04KW1A101M	ELECTR@ 100UF 10WV		
C20			CF92FV1H104J	MF 0.10UF J		
C21 -24			CE04KW1V100M	ELECTR@ 10UF 35WV		

E: Scandinavia & Europe K: USA P: Canada W:Europe
Y: PX(Far East, Hawaii) T: England M: Other Areas
Y: AAFES(Europe) X: Australia

⚠ indicates safety critical components.

× New Parts
Parts without **Parts No.** are not supplied.
Les articles non mentionnes dans le **Parts No.** ne sont pas fournis.
Teile ohne **Parts No.** werden nicht geliefert.

Ref. No. 参照番号	Address 位置	New Parts 新	Parts No. 部品番号	Description 部品名／規格	Destination 仕向	Remarks 備考
C25			CE04KW1H010M	ELECTRO 1.0UF 50WV		
C26			CF92FV1H104J	MF 0.10UF J		
C27 ,28			CE04KW1J100M	ELECTRO 10UF 63WV		
E1 ,2			J11-0098-05	WIRE CLAMPER		
X1			L78-0275-05	RESONATOR		
X2			L78-0244-05	RESONATOR		
CP1			R90-0483-05	MULTI-COMP 100KX13 J 1/6W		
CP2			R90-0851-05	MULTI-COMP 100KX11		
CP3 ,4			R90-0855-05	MULTI-COMP 100KX5 J		
CP5 -19			R90-0500-05	MULTI-COMP 100KX6 J 1/4W		
D1 -22			HSS104	DIODE		
D1 -22			1SS133	DIODE		
D24			HSS104	DIODE		
D24			1SS133	DIODE		
D26			HZS5.1N(B2)	ZENER DIODE		
D26			RD5.1ES(B2)	ZENER DIODE		
D27 ,28			HZS4.7N(B)	ZENER DIODE		
D27 ,28			RD4.7ES(B)	ZENER DIODE		
D29 ,30			HZS6.2N(B2)	ZENER DIODE		
D29 ,30			RD6.2ES(B2)	ZENER DIODE		
D31			HZS3.9N(B2)	ZENER DIODE		
D31			RD3.9ES(B2)	ZENER DIODE		
FL1	2A		FIP21BMW24	FLUORESCENT INDICATOR TUBE		
IC1 ,2			XR-1091DCP	IC(GE DISPLAY FILTER)		
IC3			TC4051BP	IC(8CH MPX/ DE-MPX)		
IC4			AN6914	IC(DUAL COMPALATOR)		
IC4			BA10393	IC(DUAL COMPALATOR)		
IC5			M50747-E68SP	IC(MICROPROCESSOR)		
IC6			M50945-081SP	IC		
IC7 -12			TC74HC77AP	IC(D-TYPE LATCH)		
Q1			2SA733(A)(Q,P)	TRANSISTOR		
Q1			2SA933S(Q,R)	TRANSISTOR		
Q2			2SD1266(Q,P)	TRANSISTOR		
Q3			2SC1740S(Q,R)	TRANSISTOR		
Q3			2SC945(A)(Q,P)	TRANSISTOR		
Q4 -29			DTA124ES	DIGITAL TRANSISTOR		
Q4 -29			UN4112	IC(DIGITAL TRANSISTOR)		
Q32 -70			DTA124ES	DIGITAL TRANSISTOR		
Q32 -70			UN4112	IC(DIGITAL TRANSISTOR)		
Q73 -94			DTA124ES	DIGITAL TRANSISTOR		
Q73 -94			UN4112	IC(DIGITAL TRANSISTOR)		
Q95			2SC2003(L,K)	TRANSISTOR		

E: Scandinavia & Europe **K**: USA **P**: Canada **W**:Europe
Y: PX(Far East, Hawaii) **T**: England **M**: Other Areas
Y: AAFES(Europe) **X**: Australia

⚠ indicates safety critical components.

GE-7030

SPECIFICATIONS

[Performance]

Equalizer characteristic variable range ..... ±12dB
Individual channel adjust 40Hz, 63Hz, 98Hz, 160Hz, 250Hz, 400Hz, 625Hz, 1kHz
1.5kHz. 2.5kHz, 3.9kHz, 6.3kHz, 10kHz, 16kHz
Total harmonic distortion (at 1kHz, Flat) 0.006%
Gain 0dB
Frequency response ..... 10Hz to 70kHz, ±3dB
Signal to noise ratio (IHF '66) 100dB
Input impedance 47kΩ
Maximum output voltage (at 1% T.H.D.) 9V
Output impedance 2.2kΩ

[General]

Power consumption 18W
AC outlets
For the U.S.A. and Canada UNSWITCHED ..... 1 (200W, 1.6A max.)
For other countries UNSWITCHED ..... 1 (200W max.)
Dimensions ..... W : 440mm (17-5 / 16")
H : 148mm (5-13 / 16")
D : 376mm (14-13 / 16")
Weight (net) 5.1kg (11.2lb)

Note:
KENWOOD follow a policy of continuous advancements in development. For this reason specifications may be changed without notice.

Accessories

• Audio cord 1
(E30-0505-05)



• AC plug (U.K. only) 1
(E03-0049-05)



• AC plug adaptor 1
(E03-0115-05)

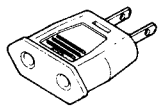

(Except for some areas)
For the unit with a European AC plug in areas other than Europe.

Note :
Component and circuitry are subject to modification to insure best operation under differing local conditions. This manual is based on, the U.S.A. (K) standard, and provides information on regional circuit modification through use of alternate schematic diagrams, and information on regional component variations through use of parts list.

KENWOOD CORPORATION
Shionogi Shibuya Building, 17-5, 2-chome Shibuya, Shibuya-ku, Tokyo 150 Japan
KENWOOD U.S.A. CORPORATION
2201 East Dominguez Street, Long Beach, CA 90810;
550 Clark Drive, Mount Olive, NJ 07828, U.S.A.
KENWOOD ELECTRONICS CANADA INC.
P.O. BOX 1075, 959 Gana Court, Mississauga, Ontario, Canada L4T 4C2
TRIO-KENWOOD U.K. LTD.
KENWOOD HOUSE, Dwight Road, Watford, Herts., WD1 8EB United Kingdom
KENWOOD ELECTRONICS BENELUX N.V.
Mechelsesteenweg 418 B-1930 Zaventem, Belgium
KENWOOD ELECTRONICS DEUTSCHLAND GMBH
Rembrücker-Str. 15, 6056 Heusenstamm, Germany
TRIO-KENWOOD FRANCE S.A.
13 Boulevard Ney, 75018 Paris, France
KENWOOD LINEAR S.p.A.
20125, MILANO-VIA ARBE, 50, ITALY
KENWOOD ELECTRONICS AUSTRALIA PTY. LTD. (INCORPORATED IN N.S.W.)
P.O. BOX 504, 8 FIGTREE DRIVE, AUSTRALIA CENTRE, HOMEBUSH, N.S.W. 2140, AUSTRALIA
KENWOOD & LEE ELECTRONICS, LTD.
Wang Kee Building, 4th Floor, 34-37, Connaught Road, Central, Hong Kong