Roland INFORMATION

Roland Guitar Amplifiers

ST-50 R
ST-100 DR

Roland stellt mit den neuen Modellen ST-50 R und ST-100 DR eine neue Gitarrenverstärkerserie vor. Ein speziell für diese Serie neu entwickelter Schaltkreis - genannt TSE - verleiht den Verstärkern einen warmen, natürlichen Klang. Soundcharakter und Ansprachsdynamik sind durchaus mit einem Röhrenverstärker vergleichbar, plus der bekannten Vorteile eines Transistorverstärkers.

Beide Modelle sind 2-kanalig ausgelegt; durch einen Boost-Schalter im B-Kanal kann quasi ein dritter Kanal genutzt werden. Bestückt mit den bewährten Celestion-Lautsprechern liefern beide Ausführungen genügend Leistung auch für den Live-Einsatz.

Die wesentlichen Features der beiden Modelle sind:

		ST-50 R	ST-100 DR
Leistung		50 Watt	100 Watt
Lautsprecher		1x10"	1x12"
Kontrollen	Ch.A	Pre + Post Vol.	Pre + Post Vol.
			Bass, Middle, Treble
	Ch.B	Gain,Pre + Post Vol.	Gain, Pre + Post Vol.
		Bass, Middle,Treble	Bass, Middle, Treble
		Wahlsch. Norm./Boost	Wahlsch. Norm./Boost
		Fußsch. Norm./Boost	Fußsch. Norm/Boost
	Master		Umschaltung Kanal A/BUmschaltung Kanal A/B
		per Hand + Fußsch.	per Hand + Fußsch.
Effekte		Reverb-Level	Send-Level
		Hall-Feder	Effekt-Wahlschalter
			Dig. Effekte Reverb + Chorus
Rückseite		Einschleifweg	Einschleifweg
		Kopfhöreranschl.	Fußsch. Anschluß für Effekt on/off
		Presence-Regler	Presence-Regler

ST-50R ST-100DR

GUITAR AMPLIFIERS

Roland

This Owner's manual applies both the ST-50R and ST-100DR models and has been written to help you to get the maximum performance from them both.
The sounds that you can obtain are extremely different both for the various settings and for the personal guitar feel; for this reason it is very important to experiment with different settings considering also the different music styles that you wish to play.

TUBE
SATURATION
EMULATOR

The TSE logo identifies a circuit which truly reproduces the full even harmonic saturation level typical of the valve (tube) amplifier.
The Preamp section of your Roland ST-50R and ST-100DR contains this innovative circuit controlled by PRE VOLUME and POST VOLUME.

ST-50R

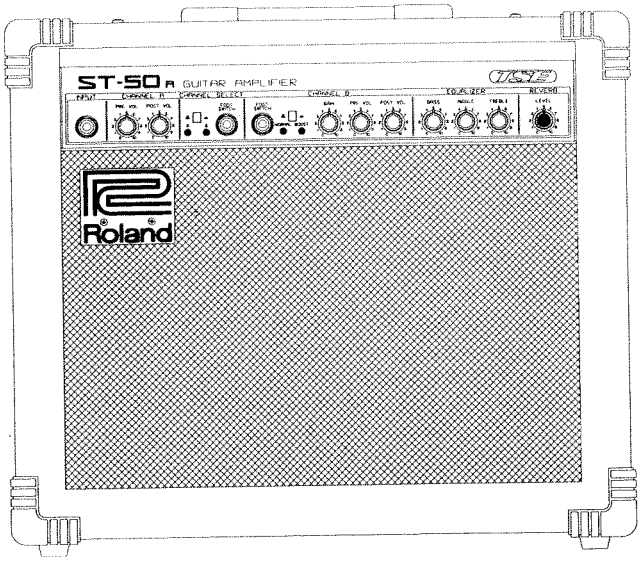

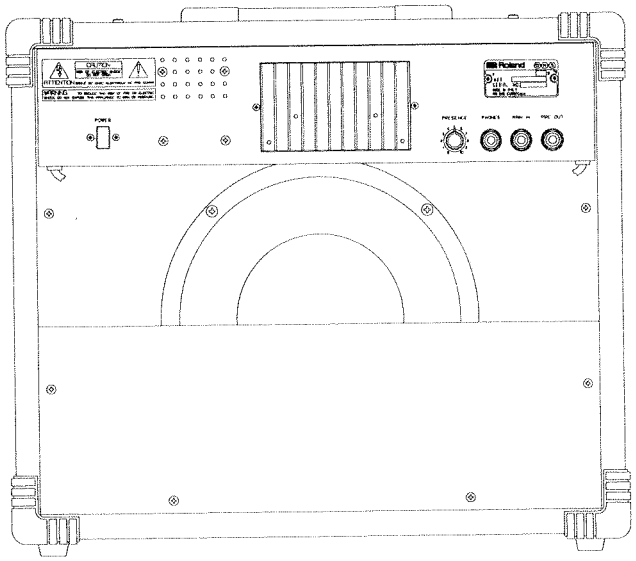

ST-100DR

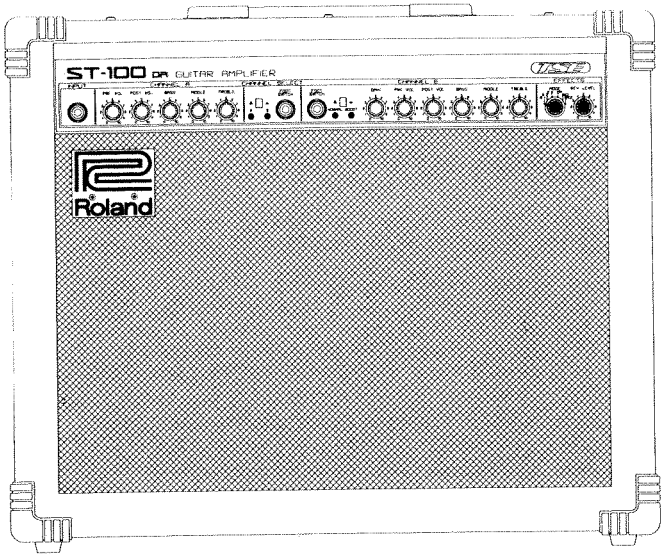

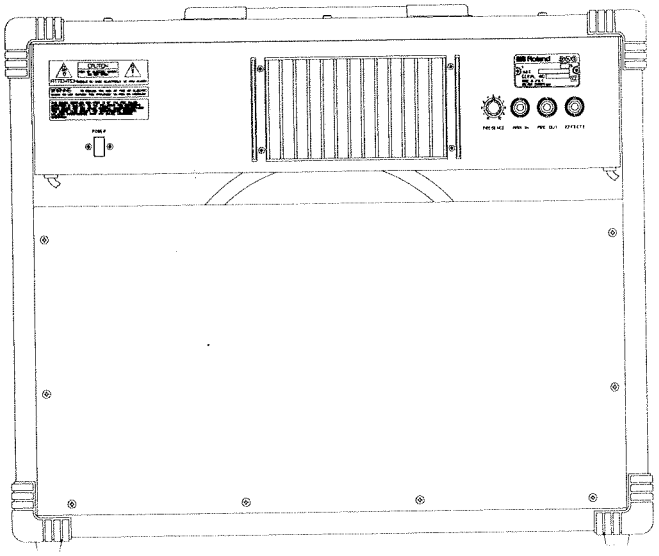

Both models feature three channel configurations (Clean, Normal and Boost) to give three different sounds selectable by Footswitch (optional) or by panel switches.

CHANNEL A (CLEAN)

1) Pre Volume control (Gain)	It controls the gain of the "A" channel Preamp section. To obtain clean sounds, set this control at low levels. If you set this control at higher levels, you can get distorted sound (Bluesy) also using the "A" channel .
2) Post Volume control	Channel "A" Master Volume
3) Passive EQ (Bass, Middle, Treble (Only ST-100DR)	Three-band passive equalizer (Bass, Middle and Treble). The controls of this equalizer work only on the "A" channel.

CHANNEL B (NORMAL/BOOST)

4) Gain Control	It controls the gain of the first Preamp section in the "B" channel.
5) Pre Volume control.	It controls the gain of the second Preamp section in the "B" channel.
6) Post Volume control	It controls the Master Volume of the "B" channel.
7) Normal/Boost switch (and Footswitch socket)	It switches between normal and boosted sound. The LED shows the selected mode (Normal/Boost). You can also switch using the optional Footswitch control.
8) Active EQ (Bass, Middle, Treble)	Active three-band equalizer (Bass, Middle, Treble). The controls of this equalizer work only in the "B" channel of the ST-100DR or in both channels of the ST-50R.

MASTER CONTROLS

9) Channel selector A/B and Footswitch socket	It selects "A" or "B" channel. This operation can be performed also by using the optional Footswitch.
10) Reverb Level	It controls the Reverb depth in both channel "A" and "B".
11)Digital Effect selector (ST-100DR only)	This allows the selection of different combinations of digital effects.

BACK SIDE

12) Presence control	It controls the total presence of the sound.
13) Pre Out and Main In socket	To connect direct external effects or to send the signal to recording devices.
14) Phones socket (ST-50R only)	Phones connection socket . By inserting the headphones, the speaker will be disconnected.
15) Effect Footswitch socket (ST-100DR only)	Socket used to insert the optional Footswitch for the Digital Effect On/Off control.

DIGITAL REVERB AND CHORUS
(ST-100DR PERFORMANCE)

The famous ROLAND technology offers today the same effect quality used in Roland synthesizers and keyboards in the ST-100DR guitar amplifier.

The ST-100DR built-in 16 Bit digital Reverb and Chorus effect, gives to the guitar player the best digital effects to create modern sounds never possible with traditional spring or plate devices.

PRESET

R1)	Bright Long Reverb (6 sec)
R2)	Warm Spring Reverb (3 sec)
R3)	Early Reflection Reverb (0,5 sec)
Off	- - - - - - - - - - - - - - - -
R+C1	Spring Reverb + Small Chorus
R+C2	Long Reverb + Deep Chorus

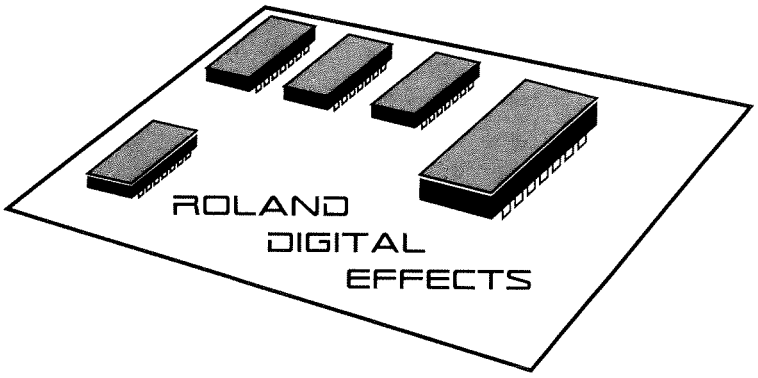

CELESTION G SERIES SPEAKERS

Celestion speakers come as standard equipment in both models ST-50R and ST-100DR .

The 10" version G10 S-50 mounted into the ST-50R ensures a really incredible voicing with a warm chunky low end and a well defined high frequency.

The 12" version G12 K-85 mounted into the ST-100DR offers the guitarist full bodied low end and precisely controlled high frequency .

CABINET CARE

Use a soft dry cloth for dusting. To remove fingerprints or dulling film, use a soft cloth slightly dampened with water and a little mild detergent. Immediately wipe dry with a soft cloth.

Do not use alcohol or solvents such as paint thinners.

ROLAND ST-50R GUITAR AMPLIFIER

SETTING EXAMPLES

Clean sound with single coil Pick-Up



Clean sound with humbucking Pick-Up

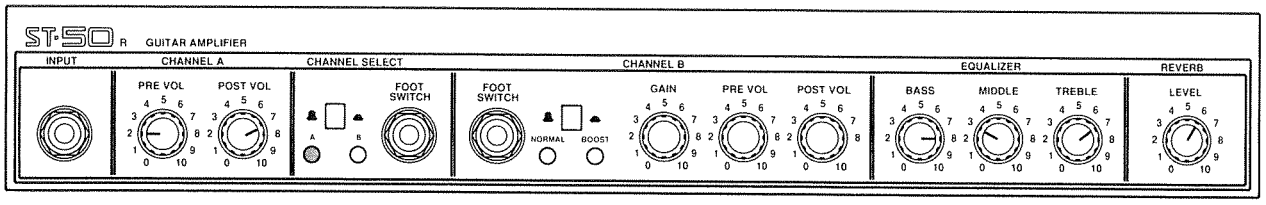

Clean Jazz sound

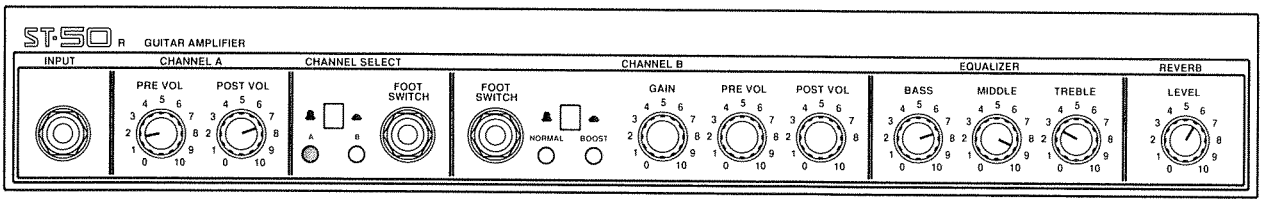

Normal Bluesy sound

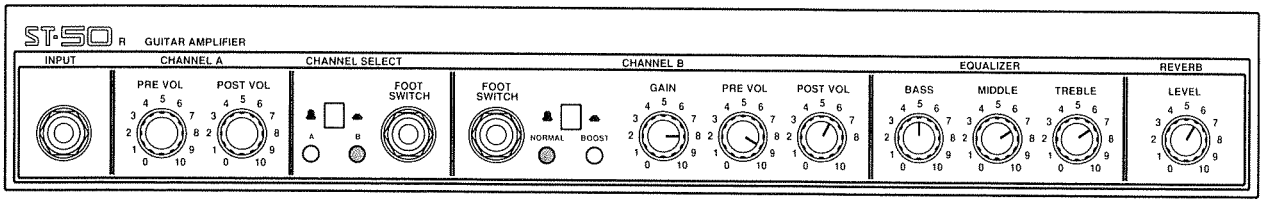

Heavy Lead sound

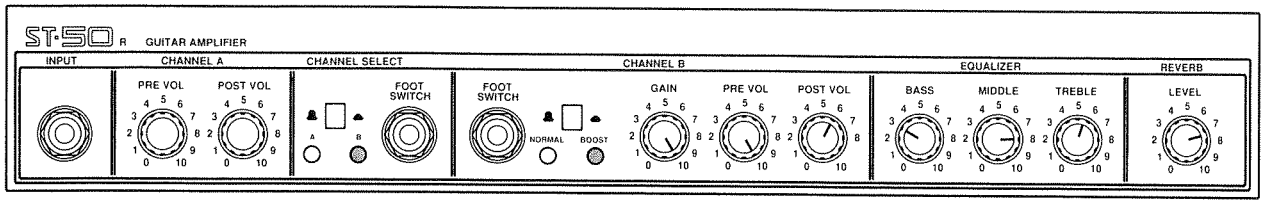

Note: In all the sounds you can use the rear Presence Control to increase brightness.

ROLAND ST-100DR GUITAR AMPLIFIER

SETTING EXAMPLES

Clean Twin Sound

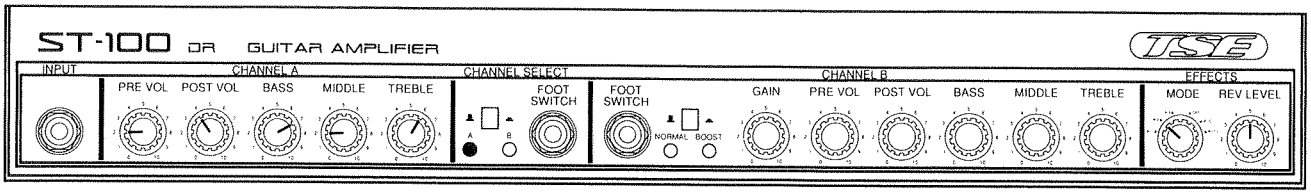

Chorused Clean

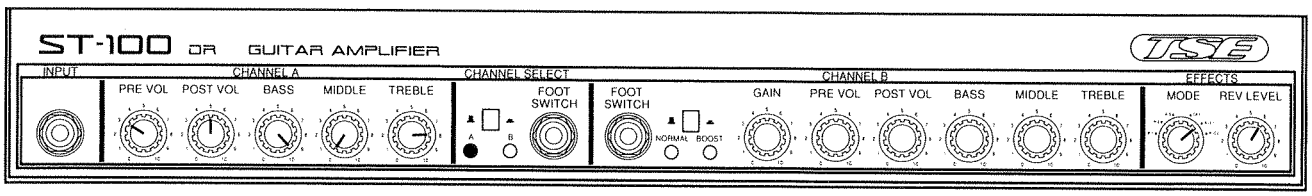

Jazzy

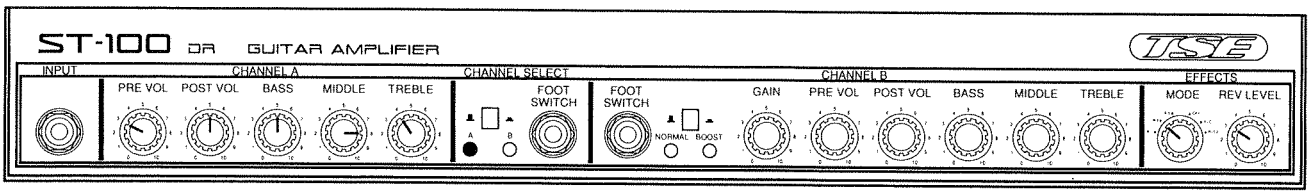

Bluesy

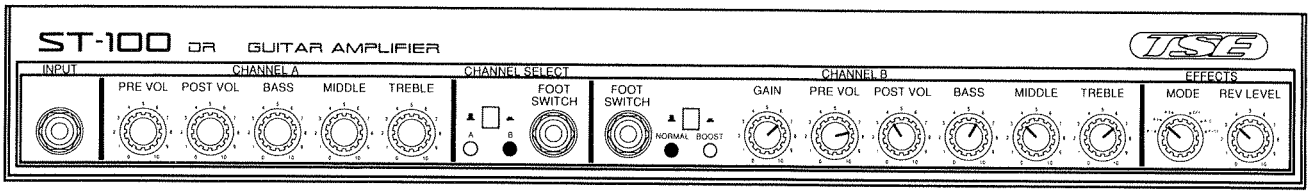

Bloody Lead

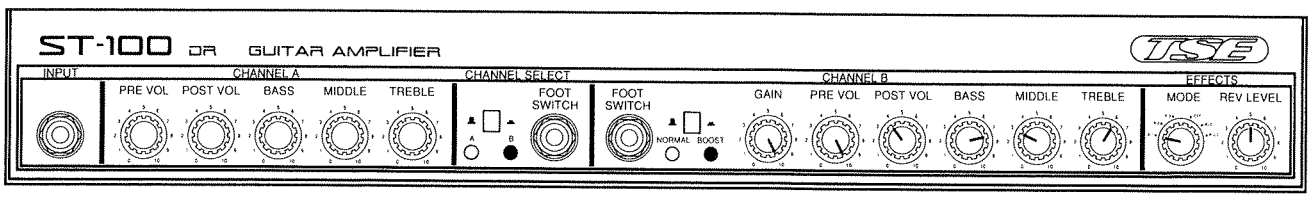

NOTE: In all the sounds you can use the rear Presence Control to increase brightness.

ROLAND ST-100DR GUITAR AMPLIFIER

For Germany

Bescheinigung des Herstellers / Importeurs

Hiermit wird bescheinigt, daß der/die/das

ST-100DR Guitar Amplifier

(Gerät, Typ Bezeichnung)

in Übereinstimmung mit den Bestimmungen der

Amtsbl. Vfg 1046 / 1984

(Amtsblattverfügung)

funk-entstört ist.
Der Deutschen Bundespost wurde das Inverkehrbringen dieses Gerätes angezeigt und die Berechtigung zur Überprüfung der Serie auf Einhaltung der Bestimmungen eingeräumt.

Roland Corporation Osaka / Japan

Name des Herstellers/Importeurs

For the USA

FEDERAL COMMUNICATIONS COMMISSION RADIO FREQUENCY INTERFERENCE STATEMENT

This equipment has been tested and found to comply with the limits for a Class B digital device, pursuant to Part 15 of the FCC Rules. These limits are designed to provide reasonable protection against harmful interference in a residential installation. This equipment generates, uses, and can radiate radio frequency energy and, if not installed and used in accordance with the instructions, may cause harmful interference to radio communications. However, there is no guarantee that interference will not occur in a particular installation. If this equipment does cause harmful interference to radio or television reception, which can be determined by turning the equipment off and on, the user is encouraged to try to correct the interference by one or more of the following measures:

- Reorient or relocate the receiving antenna.
- Increase the separation between the equipment and receiver.
- Connect the equipment into an outlet on a circuit different from that to which the receiver is connected.
- Consult the dealer or an experienced radio/TV technician for help.

Unauthorized changes or modification to this system can void the users authority to operate this equipment.

For Canada

CLASS B **NOTICE**
This digital apparatus does not exceed the Class B limits for radio noise emissions set out in the Radio Interference Regulations of the Canadian Department of Communications.

CLASSE B **AVIS**
Cet appareil numérique ne dépasse pas les limites de la classe B au niveau des émissions de bruits radioélectriques fixés dans le Réglemen des signaux parasites par le ministère canadien des Communications.

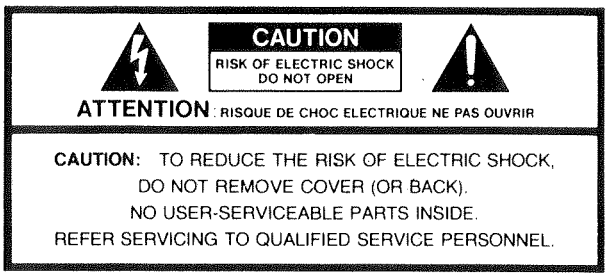



The lightning flash with arrowhead symbol, within an equilateral triangle, is intended to alert the user to the presence of uninsulated "dangerous voltage" within the product's enclosure that may be of sufficient magnitude to constitute a risk of electric shock to persons.



The exclamation point within an equilateral triangle is intended to alert the user to the presence of important operating and maintenance (servicing) instructions in the literature accompanying the product.

INSTRUCTIONS PERTAINING TO A RISK OF FIRE, ELECTRIC SHOCK, OR INJURY TO PERSONS.

IMPORTANT SAFETY INSTRUCTIONS

WARNING — When using electric products, basic precautions should always be followed, including the following:

1. Read all the instructions before using the product.
2. Do not use this product near water — for example, near a bathtub, washbowl, kitchen sink, in a wet basement, or near a swimming pool, or the like.
3. This product should be used only with a cart or stand that is recommended by the manufacturer.
4. This product, either alone or in combination with an amplifier and headphones or speakers, may be capable of producing sound levels that could cause permanent hearing loss. Do not operate for a long period of time at a high volume level or at a level that is uncomfortable. If you experience any hearing loss or ringing in the ears, you should consult an audiologist.
5. The product should be located so that its location or position does not interfere with its proper ventilation.
6. The product should be located away from heat sources such as radiators, heat registers, or other products that produce heat.
7. Avoid using the product where it may be affected by dust.
8. The product should be connected to a power supply only of the type described in the operating instructions or as marked on the product.
9. The power-supply cord of the product should be unplugged from the outlet when left unused for a long period of time.
10. Do not tread on the power-supply cord.
11. Do not pull the cord but hold the plug when unplugging.
12. When setting up with any other instruments, the procedure should be followed in accordance with instruction manual.
13. Care should be taken so that objects do not fall and liquids are not spilled into the enclosure through openings.
14. The product should be serviced by qualified service personnel when:
    A. The power-supply cord or the plug has been damaged; or
    B. Objects have fallen, or liquid has been spilled into the product; or
    C. The product has been exposed to rain; or
    D. The product does not appear to operate normally or exhibits a marked change in performance; or
    E. The product has been dropped, or the enclosure damaged.
15. Do not attempt to service the product beyond that described in the user-maintenance instructions. All other servicing should be referred to qualified service personnel.

For the USA

GROUNDING INSTRUCTIONS

This product must be grounded. If it should malfunction or breakdown, grounding provides a path of least resistance for electric current to reduce the risk of electric shock.

This product is equipped with a cord having an equipment-grounding conductor and a grounding plug. The plug must be plugged into an appropriate outlet that is properly installed and grounded in accordance with all local codes and ordinances.

DANGER: Improper connection of the equipment-grounding conductor can result in a risk of electric shock. Check with a qualified electrician or serviceman if you are in doubt as to whether the product is properly grounded.
Do not modify the plug provided with the product — if it will not fit the outlet, have a proper outlet installed by a qualified electrician.

SAVE THESE INSTRUCTIONS

For the U.K.

WARNING: THIS APPARATUS MUST BE EARTHED

IMPORTANT: THE WIRES IN THIS MAINS LEAD ARE COLOURED IN ACCORDANCE WITH THE FOLLOWING CODE.
GREEN-AND-YELLOW: EARTH, BLUE: NEUTRAL, BROWN: LIVE

As the colours of the wires in the mains lead of this apparatus may not correspond with the coloured markings identifying the terminals in your plug proceed as follows:

The wire which is coloured GREEN-AND-YELLOW must be connected to the terminal in the plug which is marked by the letter E or by the safety earth symbol ⏚ or coloured GREEN or GREEN-AND-YELLOW.

The wire which is coloured BLUE must be connected to the terminal which is marked with the letter N or coloured BLACK.

The wire which is coloured BROWN must be connected to the terminal which is marked with the letter L or coloured RED.

The product which is equipped with a THREE WIRE GROUNDING TYPE AC PLUG must be grounded.

RES 047-93

93-05 · ST-50R / ST-100DR-E

SV Series Gitarrenverstärker

SV-100DR/SV-50R





Die SV Series Kofferverstärker SV-100DR und SV-50R wurden speziell für Gitarristen konzipiert. Sie bieten eine große Klangvielfalt, einschließlich des typischen Röhrensounds, zu einem günstigen Preis. Beide Modelle haben den neuentwickelten TSE (Tube Saturation Emulator) Schaltkreis und einen Celestion Hochleistungslautsprecher für herausragende Klangqualität. Die 2-Kanal/3-Modus Konfiguration ermöglicht Ihnen jeden Sound von klar und brilliant über leicht angezerrt bis hin zu massivem Overdrive. Die verschiedenen Modi lassen sich einfach mit Schaltern auf der Frontplatte oder mit einem Fußschalter anwählen. Zusätzlich bietet der SV-100DR einen eingebauten Digital-Reverb und Chorus. Im SV-50R haben Sie einen echten Accutronics Federhall zur Verfügung. Daher können Sie mit beiden Modellen Ihrem Sound den letzten Schliff verleihen, ohne externe Effektgeräte zu benötigen.
Die SV Serie ist ideal für Profis, Club Musiker oder auch fortgeschrittene Amateure, die Wert auf den warmen natürlichen "Röhrensound" legen, ob sie nun 50s - 60s Rock, R&B, Fusion, Metal oder andere Musikrichtungen spielen.

Roland®

Außergewöhnliche Klangqualität mit dem neuentwickelten TSE Schaltkreis

TUBE SATURATION EMULATOR

Der TSE Schaltkreis wurde auf der Basis von Analyse und Simulation der Klangeigenschaften von Vakuum-Röhren entwickelt. Er ermöglicht sowohl einen erstklassigen brillianten klaren Sound, als auch einen warmen natürlichen Overdrive, wie er sonst nur von reinen Röhrenverstärkern produziert wird. Mit ihren hervorragenden klanglichen Möglichkeiten sind der SV-100RS und der SV-50R ideal für jede Musik und jeden Stil: Auch feinste Nuancen Ihres Spiels werden naturgetreu reproduziert. Das zeigt sich besonders bei leicht angezerrtem Sound.

Die Celestion Lautsprecher

Der SV-100DR und SV-50R sind mit den bekannten heavy duty Celestion Lautsprechern ausgerüstet. Der SV-100DR hat einen 12" und der SV-50R einen 10" Lautsprecher.

Die 2-Kanal/3-Modus Konfiguration für mehr Soundmöglichkeiten

Diese Verstärker haben eine echte 2-Kanal Konfiguration mit 2 Level-Reglern (Pre und Post) für Kanal A und 3 Level-Reglern (Gain, Pre und Post) für Kanal B, der eine höhere Eingangsempfindlichkeit hat. Damit haben Sie alle Sound-Möglichkeiten, von klar und durchsichtig bis hin zu massiv verzerrt. Kanäle und Modi können mit Schaltern auf der Frontplatte oder mit einem zusätzlichen Fußschalter wie dem BOSS FS-5L angewählt werden.

	Kanal	Modus
SV-100DR	A	Clean/Crunch
	B	Lead
SV-50R	A	Clean
	B	Crunch/Lead

Noch genauere Sound-Einstellungen

Beide Modelle haben wirkungsvolle EQ-Sektionen mit großer Bandbreite. Dadurch können Sie Ihrem Gitarrensound völlig unterschiedliche Klangeigenschaften verleihen.

SV-100DR	Kanal A:	passiver 3-Band EQ
	Kanal B:	aktiver 3-Band EQ
SV-50R	aktiver 3-Band EQ für beide Kanäle	

Beide Modelle, SV-100DR und SV-50R, haben zusätzlich einen Presence-Regler, um dem Klang noch mehr Druck und Durchsichtigkeit zu geben.

Eingebaute Digitaleffekte (SV-100DR)

Der SV-100DR hat Digital-Hall und -Chorus in 5 Preset-Einstellungen. Der Effect-Level läßt sich einfach mit einem Drehknopf einstellen. Daher brauchen Sie keine externen Effektgeräte, um Ihren Sound abzurunden. Mit einem Fußschalter wie dem BOSS FS-5L können Sie die Effekte zu- und abschalten.

Hall in erstklassiger Qualität (SV-50R)

Der SV-50R hat einen Accutronics Federhall mit wirklich hervorragendem Klang, dessen Intensität über einen Drehregler eingestellt werden kann.

Anschlüsse auf der Rückseite

Unter den Anschlüssen auf den Rückseiten beider Modelle befinden sich Pre Out- und Main In-Buchsen. Diese lassen sich nicht nur zum Anschließen zusätzlicher Verstärker, sondern auch als Effect Send- und Effect Return-Anschlüsse verwenden.

Technische Daten		SV-100DR	SV-50R
Ausgangsleistung		100W	50W
Lautsprecher		30cm (12") Celestion G12-S-100	28cm (10") Celestion G10-S-50
Regler, Schalter, Anschlüsse			
	Kanal A	Pre Volume Post Volume Bass Middle Treble Mode Select Schalter (Clean/Crunch) Mode Select Anschlußbuchse	Pre Volume Post Volume
	Kanal B	Gain Pre Volume Post Volume Bass Middle Treble	Gain Pre Volume Post Volume Bass Middle Treble Mode Select Schalter (Crunch/Lead) Mode Select Anschlußbuchse
	Master	Power Schalter Ch Select Schalter Ch Select Anschlußbuchse Presence	Power Schalter Ch Select Schalter Ch Select Anschlußbuchse Presence
	Effect	Mode Select Schalter Reverb Level	Reverb Level
	Rückseite	Pre Out Main In Remote Anschlußbuchse (Reverb On/Off, Chorus On/Off) Kopfhöreranschluß	Pre Out Main In Kopfhöreranschluß
Abmessungen	B	510 mm	450 mm
	H	450 mm	400 mm
	T	260 mm	210 mm
Gewicht		16 Kg	12 Kg
Zusätzliches Zubehör		BOSS FS-5L Fußtaster PCS-31 Anschlußkabel	BOSS FS-5L Fußtaster

Änderungen der technischen Daten und des Designs bleiben vorbehalten und bedürfen keiner besonderen Ankündigung. Für Druckfehler wird keine Haftung übernommen.