# EXPANDING THE PME-40X SYSTEM

New Korg modules will be continually added to the PME-40X system to expand your sound possibilities. Korg's unique *Ext Selector* module allows you to patch additional effects into the console, eliminating switch popping and the effects of loading. The Ext Selector uses the latest Input/Output buffering circuitry for stable signal levels and optimum signal matching. Two instruments can be switched via the Ext Selector, insuring quiet performance.




The ultimate way to expand your PME-40X system is to gang two consoles together to double the amount of effects available. Because the Korg system is so quiet, you can use up to eight effects at a time with no excess noise or loading – *a claim no other competitive unit can make.*

### KORG REINVENTS EFFECTS

The PME-40X's convenience, performance and flexibility is solid proof that Korg has *reinvented* the art of signal processing. And even with its total lack of design "compromises," we couldn't say that we've reinvented effects if the PME-40X didn't truly *sound better.* But it does.

For patching outboard signal processing into PME-40X use Ext Selector in positions 1-4

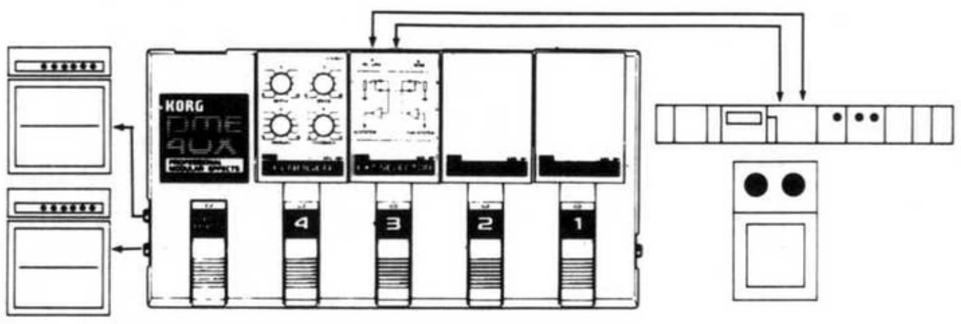


Stereo outs for use with stereo amp set-up and maximum effect from Stereo Chorus, Flanger or Analog Delay modules in 4th position.

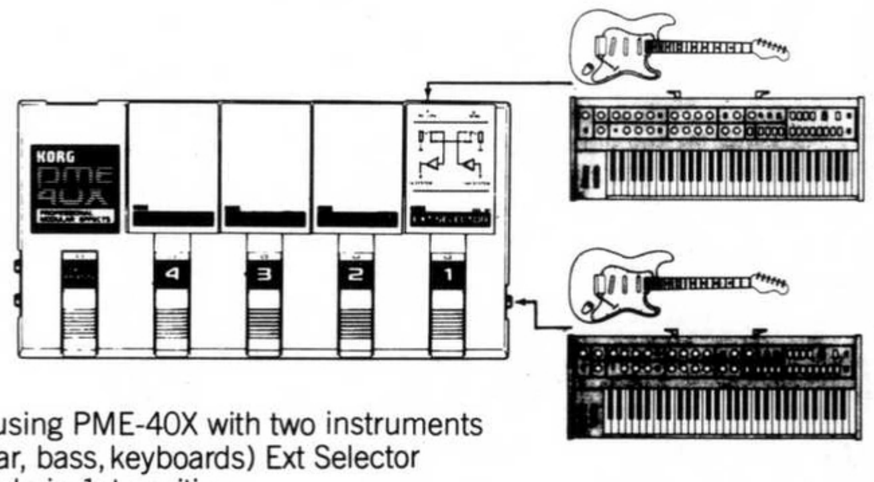


For using PME-40X with two instruments (guitar, bass, keyboards) Ext Selector module in 1st position

## SPECIFICATIONS

### PME-40X CONSOLE

■ Input Impedance: 1MΩ ■ Output Impedance: 1KΩ ■ Residual Noise: −108dBm, IHF-A, ALL PASS ■ Frequency Response: 20Hz−20KHz, +0/−1.5dB +0dB ALL PASS ■ Power Consumption: 8.5W MAX (KFL-402 X 2, KCH-301 X 2) ■ Power Supply: Local AC Voltage ■ Dimensions: 369.5(W) X 56.0(H) X 190.5 (D)mm. ■ Weight: 1.8Kg Excl. effects units.

### KCO-101 COMPRESSOR

■ Nonclip Maximum Input Level: +3dBm/at 1 kHz ■ Maximum Output Level: −8dBm/at 1 kHz ■ Maximum Compression Ratio: 39dB/at 1 KHz, ■ Operation Characteristics: INPUT Range −40 dBm to +3dBm, OUTPUT Range −12dBm to −8dBm at 1 kHz (SENSITIVITY 10) ■ Attack Time: 5 msec ■ Release Time 1 sec to 100 msec ■ Noise Level: −102dBm equivalent input noise, IHF-A

### KGE-201 GRAPHIC EQ

■ Maximum Input Level: +8dBm FLAT/UNITY, at 1 KHz ■ Maximum Output Level: +8dBm FLAT/UNITY, at 1 kHz ■ Center Frequencies: 100Hz, 200Hz, 400Hz, 800Hz, 1.6KHz, 3.2kHz, 6.4kHz ■ Control Range: ±15dB ■ Level Control: ±15dB ■ Residual Noise Level: −100dBm, IHF-A, FLAT/UNITY.

### KOD-101 OVERDRIVE

■ Maximum Output Level: 5V P-P/at 1 kHz ■ Gain Control: 43dB MAX/at 1 kHz, TONE 10 ■ Tone Control: −5dB to +0dB/at 1kHz, TONE 0-10 ■ Noise Level: −110dBm equivalent input noise, IHF-A

### KCH-301 CHORUS

■ Maximum Input Level: +6dBm/at 1 kHz ■ Maximum Output Level: +6dBm/at 1 kHz ■ Delay Time: 1.5 msec to 5 msec ■ Modulation Speed: 0.2Hz to 8 Hz ■ Noise Level: −100dBm equivalent input noise, IHF-A.

### KAD-301 ANALOG DELAY

■ Maximum Input Level: +8dBm/at 1 kHz ■ Maximum Output Level: +12dBm/at 1 kHz ■ Delay Time: 20-300 msec ■ Noise Level: −100dBm equivalent input noise, IHF-A (at max. delay time)

### KNG-101 NOISE GATE

■ Maximum Input Level: +3dBm/at 250Hz ■ Maximum Output Level: +4.5dBm at 250Hz ■ Noise Level: −98dBm (Gate On) IHF-A −104dBm (Gate Off) equivalent input noise ■ Attack Time: 1 msec ■ Release Time: 30 msec-2 sec ■ Gate Threshold Level: 0-31mV RMS (−28dBm) at 250Hz ■ Frequency Response: 20Hz to 20kHz +0/−3dB

### KPH-401 PHASER

■ Maximum Input Level: +4dBm/at 1 kHz ■ Maximum Output Level: +8dBm/at 1 kHz ■ Noise Level: −100dBm equivalent input noise, IHF-A ■ Number of Shift Stages: 4 ■ Angle of Phase Shift: 720° ■ Modulation Speed: 0.06Hz-10Hz

### KDI-101 DISTORTION

■ Maximum Output Level: 0.8V P−P/at 1 kHz, TONE 10 ■ Gain Control 48 dB MAX/at 1 kHz, TONE 10 ■ Tone Control: PEAK 2.5kHz/TONE 10 PEAK 360Hz/TONE 0 ■ Noise level: −108dBm equivalent input noise, IHF-A.

### KFL-401 FLANGER

■ Maximum Input Level; +6dBm/at 1 kHz ■ Maximum Output Level: +6dBm/at 1 kHz ■ Delay Time: 1 msec to 12 msec ■ Modulation Speed: 0.03Hz to 11 Hz ■ Feedback: −100% to 0 to +100% ■ Noise Level: +100dBm equivalent input noise, IHF-A.

### KES-101 EXT SELECTOR

■ Return Input Impedance: 1MΩ ■ Send Output Impedance: 1KΩ ■ Maximum Input Level: +8dBm ■ Maximum Output Level: +8dBm ■ Residual Noise Level: −104dBm, IHF-A ■ Frequency Response: 20Hz to 20kHz, +0 −3dB

### KFB-001 FILLER BOX

■ Filler Boxes are used to fill empty spaces in the Pedalboard when there are fewer than four Korg Professional Modular Effects modules installed in the system.

NOTICE

Korg products are manufactured under strict specifications and voltages required by each country. These products are warranted by the Korg distributor only in each country. Any Korg product not sold with a warrantee card or carrying a serial number disqualifies the product sold from the manufacturer's/ distributor's warrantee and liability. This requirement is for your own protection and safety.

*Specifications and features are subject to change without notice for further Improvement.

© KEIO ELECTRONIC LABORATORY CORP. 1983

5810FGOTH

*Printed in Japan*

KORG®

15-12, Shimotakaido 1-chome, Suginami-ku, Tokyo, Japan.

www.petervis.com