NUX

MINI PEDAL

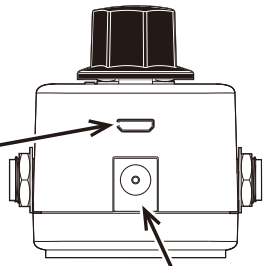

MICRO USB PORT
Connect to PC/MAC using a micro USB cable for upgrade of firmware.

Note: You can't connect a USB power supply to the USB port. A conventional power supply is required for operating this product.

POWER IN
9V DC with center negative, and capable of supplying 300mA or more.

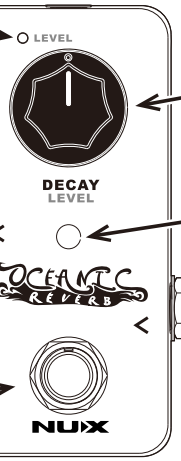

LEVEL INDICATOR
The knob will adjust the level of reverb signal when this indicator lights up.

DECAY KNOB
Adjust the decay time of reverb.

OUTPUT
Connect the OUTPUT of the pedal to your guitar amp or the input of the other effects unit with a 1/4-inch mono phone plug.

LED INDICATOR
Lights up when the pedal is enabled.

INPUT
Connect the INPUT of the pedal to your guitar or some other effects unit with a 1/4-inch mono phone plug.

ON/OFF SWITCH
This foot switch is used to turn effect on/off. Press and hold for 1.5s to active level setting mode.

INTRODUCTION

One knob but very versatile. Oceanic reverb take your a deep and spaciousness effect. Whenever you want a thick slap back or a pretty deep blue, just hold footswitch for secondary function of knob to adjust the level of reverb.

Features

- Simple OneKnob control
- Superb high quality reverb
- Trails(buffer-bypass)or true-bypass

Performance

- Ultra low noise, high performance 96bkHz/24bit A/D and D/A converters
- 100dB typical Dynamic Range
- Zero latency analog routing for superb audio performance
- 32-bit floating point processing with high performance DSP core
- Micro USB port for upgrade firmware

More

- Luminous knobs for checking on the dark stage
- Strong and lightweight aluminum die-cast chassis
- 9V center negative DC supply, 93mA current draw
- Dimensions: 94(L) X 51(W) X 53(H) mm / 3.7(L)X2.0(W)X2.08(H) inches
- Weight: 174 g / 6 oz

Setting the Bypass Mode

Connect a 9V power supply to the DC input socket:

-The LED will blink in green briefly to indicating current mode is buffered bypass.
-The LED will blink in red briefly to indicating current mode is ture bypass.

To change the bypass mode, unplug the pedal first, and press and hold the footswitch while re-applying power to the pedal. the pedal will cycle to the next mode, and the color of led indicates the current mode.

*Specification may change without notice.

RoHS

This device complies with part 15 of the FCC Rules. Operation is subject to the following two conditions: (1) This device may not cause harmful interference, and (2) this device must accept any interference received, including interference that may cause undesired operation.

©2015 Cherub Technology-All rights reserved. No part of this publication may be reproduced in any form without prior written permission of Cherub Technology.

www.nuxefx.com Made in China

OCEANIC REVERB

MODEL: NRV-2

Oceanic Reverb

NUX

MINI PEDAL

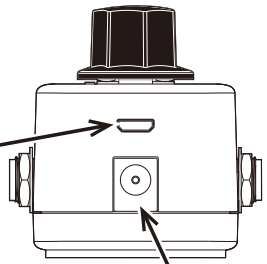

USB接口
使用一条USB连接线将电脑和效果器连接起来。通过网站提供的刷机软件可以升级效果器的固件。

注意：连接USB接口并不会为效果器供电，使用时需要将外接电源插入到电源接口。

电源接口
使用合格的效果器专用外接电源为效果器供电，电源的规格是9V内负外正，供电电流不低于300mA。

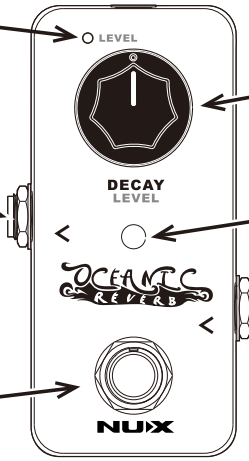

LEVEL指示灯
此指示灯点亮表示旋钮控制的功能变成混响效果的音量.

混响强度旋钮
调节混响效果的持续时间。
按住踩钉后，level指示灯点亮，此时旋钮调节混响效果的音量.

输出接口
连接吉他音箱或其他效果器的输入端到这个接口。

指示灯
灯点亮时表明效果激活，熄灭时效果旁路。

输入接口
连接吉他或其他效果器的输出到这个接口。

效果踩钉
这个坚固的踩钉用来控制效果的激活或关闭。
按住踩钉1.5秒钟，Level指示灯点亮。
旋钮调节混响效果的音量。

产品简介
对于优秀的混响效果,一个旋钮足矣，深海混响带给你如太平洋般宽广宏大的声场，最重要的是她不会让你的原声离你远去，混响声音会自然的添加到原声上。

产品特点
- 具有超长混响时间的宽大混响效果
- 可选择使用缓冲直通或机械切换（通过高品质的音频继电器）直通
- 选择尾音保留模式或立即切断效果
- 简单易用的单钮操作，通过踩钉立即调节混响效果的音量

产品性能
- 采用超低噪声/高性能的96KHz/24比特数模转换器
- 超过100分贝的典型动态范围
- 由模拟直通电路构成的零系统延迟
- 内部使用32比特浮点信号处理器
- 使用微型USB接口升级系统固件和效果音色

更多特点
- 使用黑暗环境下更易观察的夜光旋钮
- 轻型但不失坚固的铝合金压铸外壳
- 9伏内负外正的外接电源接口，功耗低至100毫安以下
- 重量: 174克
- 体积: 94(L) X 51(W) X53(H) mm

如何设置直通模式
连接9伏电源适配器到电源接口开机，指示灯将闪烁一下：

-如果指示灯的颜色是绿色，代表效果器处于缓冲直通状态。
-如果指示灯的颜色是红色，代表效果器处于机械继电器直通状态。

设置直通模式的方法：首先断开效果器电源，按住踩钉然后重新插入电源开机，效果器将更改直通方式并用指示灯的颜色来指示当前的模式，红色代表继电器直通，绿色代表缓冲直通。出厂时，效果器设置在缓冲直通模式，缓冲模式下混响效果的尾音保留。

*技术规格如有变更恕不另行通知。

广东省珠海市高新区唐家湾镇科技九路10号
珠海市蔚科科技开发有限公司　售后服务部
邮编：519085　网址：www.nuxefx.com

售后服务热线
400-990-9866

OCEANIC REVERB

MODEL: NRV-2
深海混响