

MPC LIVE

Product Overview, Technical Specifications & FAQs





PRODUCT OVERVIEW

INTRODUCTION

Modern music's evolution is intrinsically linked to the legendary Akai Professional MPC line – full-featured production and performance powerhouses that have spawned multiple genres and advanced countless existing ones. With a design often replicated but never surpassed, the Music Production Centre empowers users with an unrivalled workflow and a tangible, intuitive interface coupled with forward thinking, in-demand functionality that sets the precedence for the industry standard. Don't settle for an imitation, take control of your creative output with MPC.

NEW IN MPC

MPC returns, armed with reimagined functionality and retaining the core workflow ethos that defined it's iconic reputation. So what's new in MPC Live? Standalone functionality, an on-board rechargeable battery, audio track recording, clip launching, MPC 2.0 Software and much more. This isn't just the next generation of MPCs, this is a turning point in self-contained creative capability.

STANDALONE CENTREPIECE

MPC doesn't just complement your workflow, it enhances it. With MPC Live the convenience of touch-screen control, full-featured functionality and standalone capability fuses with Akai Professional's iconic velocity- and pressure-sensitive RGB 16-pad format. The result? Immersive, self-contained production and performance solutions meticulously designed for unprecedented creative expression without limitation.

MPC MAINSTAYS

With the MPC Live, critical in-demand MPC functionality is available, surgically positioned with one goal in mind – ease of use and no-nonsense workflow enhancement. 4 touch sensitive controls and a large data encoder seamlessly map to critical parameters. 16 velocity- and pressure-sensitive RGB pads grant uncompromised response for full expressive range. MPC mainstays including Note Repeat, Full Level, 16 Levels and dedicated Transport Controls complete the MPC Live's arsenal of control options, providing core performance and production functionality.



PORTABLE. POWERFUL

The MPC Live's unmatched versatility conquers the dividing line between production and performance. Fusing a road-tested compact footprint, full-featured creative capability and an on-board rechargeable Lithium-ION battery, MPC Live presents a refined workflow that inspires immediate creative results whilst seamlessly revolutionising the create anywhere philosophy.

HIGH DEFINITION MULTI-TOUCH CONTROL

Discover MPC and experience unrestricted tactile control at your fingertips. It's capacitive 7-inch multi-touch full colour screen and adaptive UI seamlessly adapts to MPC's menu functions in crystal clear high-definition - grab, pinch & edit waveforms, draw MIDI events, program the step sequencer, browse & load samples, apply FX, precisely set critical mix controls and much more, all using the intuitive ease-of-use found on smartphones and tablets.

CONTROL REDEFINED

Whether you prefer working in the box or dream of a truly unleashed production experience, MPC Live effortlessly transforms from a formidable standalone production centre to a high-powered MIDI controller. Natively powering MPC in standalone mode is MPC 2.0 Software, fully loaded with critical in-demand production and performance capability. Connect MPC live to your Mac or PC, load MPC software as a plugin into your DAW of choice - or as a standalone application - and harness the undeniable power and creative scope of VST-instruments and effects. Whatever your preference, MPC Live redefines expectations for control, seamlessly accommodating the most stringent of needs with ease.

INFINITE SOUNDS, UNLIMITED INSPIRATION

The MPC has a well-earned reputation for sounds that hit hard and sound great, right out of the box. The MPC Live is no exception. Pre-installed with 10 gigs of world-class content, The Vault 2.0 features samples and kits from leading sound design companies including Capsun Audio, MVP Loops, TOOLROOM, CR2 Records, Loopmasters as well as our own meticulously crafted sounds.



STORAGE & CONNECTIVITY

As standard MPC Live ships with 16GB of internal Micro SD storage. Seeking to incorporate your own samples without tethering to a computer? MPC Live features a 2.5" SATA drive connector providing expanded storage via SSD or HDD hard drives. Additionally, sounds can be accessed and added to the library using the built-in SD Card slot or the USB thumb drive.

Whether you're seeking an ultra-reliable performance centerpiece or a production-centric powerhouse, the MPC Live assimilates seamlessly into existing setups courtesy of a plethora of conveniently located inputs and outputs. 6 balanced outputs connect to monitors, recording devices and mixers. RCA inputs with a dedicated ground accommodate turntables for unlimited sampling potential while two 1/4-inch balanced inputs cater for mixer signals, synthesizers, drum machines and more. Monitor your mixes privately with the MPC Live's on-board headphone output and take command of all your MIDI compatible devices with the MPC Live's 1-in / 1-out MIDI interface. The MPC Live doesn't just integrate with your setup, it forms the beating heart of it.



MPC LIVE HIGHLIGHTS

- Standalone MPC – no computer required – natively powered by MPC 2.0 Software
- 7-inch full-color multi-touch display
- Also acts as a control surface for MPC 2.0 software, compatible with Mac & PC
- Internal, rechargeable lithium-ion battery
- Selectable inputs: Turntable (RCA) with ground peg and stereo balanced ¼-inch jack
- 6 configurable ¼" balanced jack outputs
- 1/8" headphone output
- 2 pairs of full-size MIDI inputs and outputs
- 16GB of on-board storage (over 10GB of premium sound content included from leading sound designers including CR2, TOOLROOM, Loopmasters, Capsun Pro Audio, and more)
- User-expandable 2.5" SATA drive connector (SSD or HDD)
- 2 USB-A 3.0 slots for thumb drives or MIDI controllers
- SD Card slot for loading samples and projects



MPC SOFTWARE

MPC SOFTWARE

INTRODUCTION

Redefining the creative vista and driving MPC X and MPC Live in standalone and controller modes is Akai Professional's reimagined MPC 2.0 Software; a cutting-edge production suite combining 128-track sequencing capability, real-time time stretching, clip-launch functionality, advanced MIDI editing capability, VST compatibility in controller mode, operation as a standalone application on Mac & PC, advanced sampling & audio editing/recording functionality, seamless DAW integration, a redesigned GUI and much more. Whether you're seeking freedom from computer based music production, or searching for the perfect controller for DAW-centric creative exploration, MPC 2.0 Software grants the ultimate in adaptive creative versatility.

CLIP PROGRAMS

Refine your flow and spark your creativity with Clip Programs in MPC 2.0 Software. Armed with an advanced real-time time-stretching / pitch shifting algorithm, and supporting Toggle/One Shot launch modes, loop-specific RGB pad colour configurations, automatic BPM detection and automatic tempo lock, MPC 2.0 Software's clip launch functionality grants a truly inspirational production platform and an unleashed performance experience.

THE POWER OF AUDIO TRACKS

Capture, edit and mix up to 8 studio-grade resolution audio tracks in standalone mode, or expand your track limit to an immense 128 tracks in controller mode. Furnished with critical audio recording functionality - including multi-track capture, selectable monitoring options (Off, On & Auto), monitoring via effects, Punch In/Out Recording and Record Start options - MPC empowers producers, musicians and performers with core audio-capture and the convenience of full-featured standalone operation.



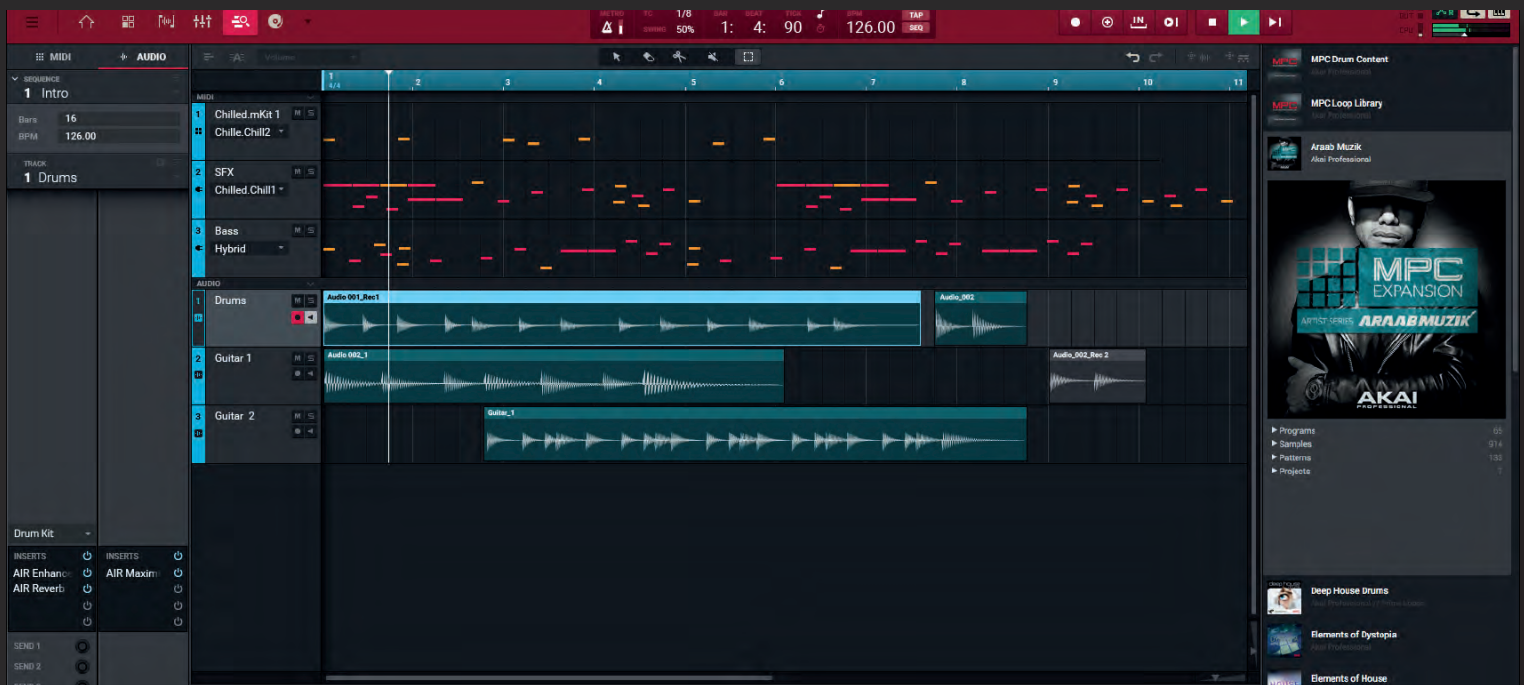
MPC SOFTWARE

AUDIO EDITING

Now in MPC, cutting-edge audio editing capability fuses with intuitive gesture-based touch control thanks to an all-new suite of audio editing essentials. Combining Pointer, Eraser, Audition, Marquee and Scissors tools, seamlessly edit audio with the rapid, tactile ease-of-use found on smartphones and tablets. Take total-command of your audio with MPC 2.0 Software's array of processing options – including Fade In, Fade Out, Reverse, Mute, Pitch Adjust and BPM Adjust – and perfectly tailor your audio to your most stringent needs.

REIMAGINED GUI

MPC 2.0 Software's redesigned GUI offers a vastly improved creative experience that enhances MPC's revered workflow. Combining a reimagined mixer layout outfitted with resizable faders, an adaptive channel strip, a dedicated audio track editing window, resizable waveform view and much more, MPC 2.0 Software presents the ultimate platform for unrestricted creative versatility alongside must-have tools that deliver unprecedented surgical control.



MPC SOFTWARE

MPC 2.0 SOFTWARE HIGHLIGHTS

OVERVIEW

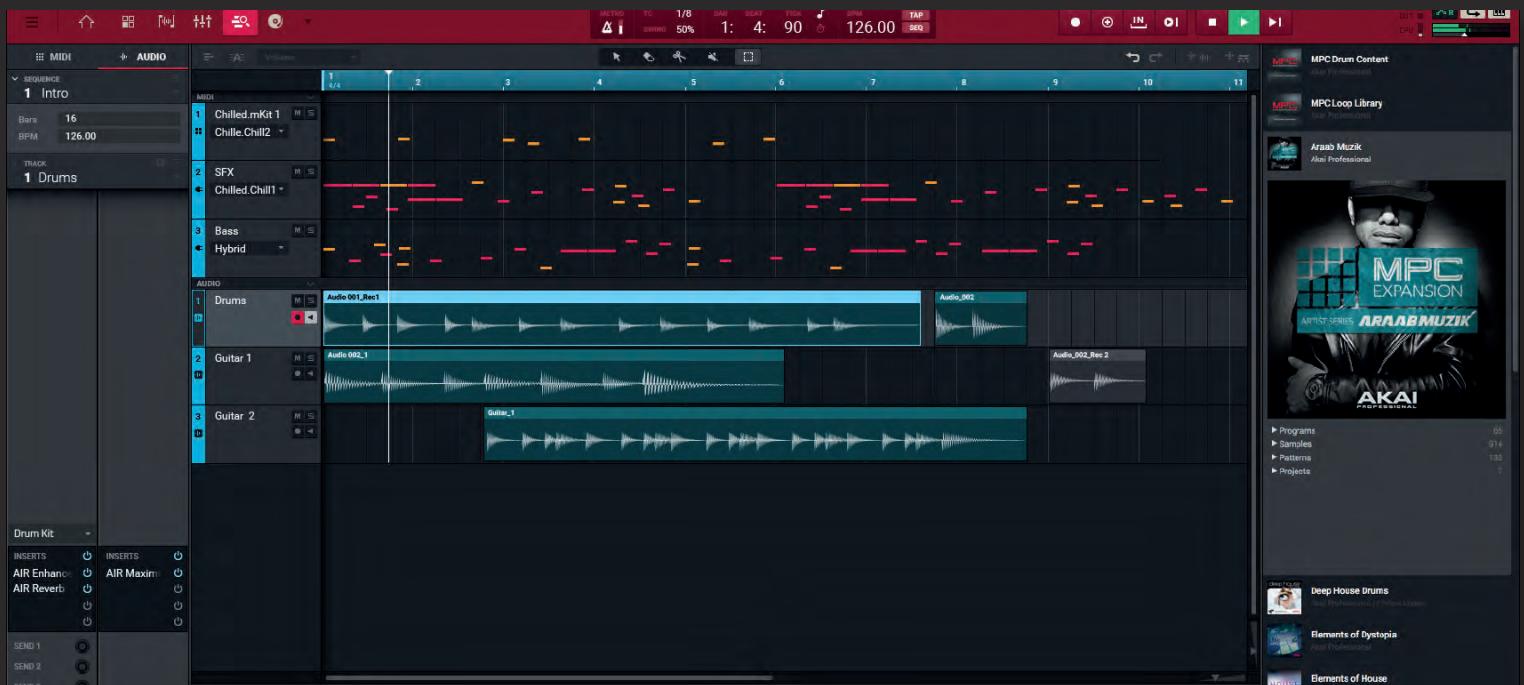
- Music production suite featuring native operation on MPC X and MPC Live in standalone mode
- Compatible with Mac & PC - Works alone as your main DAW or seamlessly with your current DAW as a VST, AAX or AU plugin; available with MPC X, MPC Live, MPC Touch and MPC Studio Black

CREATE

- 128-track sequencing capability and up to eight pad banks
- 6 MPC Program Modes:
 - MPC Drum Program - MPC's powerful drum sampler
 - Clip Program - clip launch workflow built in to MPC, trigger loops
 - CV Program (MPC X Only) - drive your external analogue gear
 - Keygroup program - MPC's instrument sampler
 - VST/AU plugin - control any VST or AU (Controller Mode Only)
 - MIDI Program - sequence your external MIDI gear
- Capture, edit and mix up to 8 audio tracks in standalone mode, expandable up to 128 tracks in controller mode
- Real-time time-stretching & pitch-shifting – warp clips, samples and audio regions
- Audio / MIDI Drag and Drop functionality for seamless integration with industry standard DAWs
- Powerful AIR Hybrid 3 virtual instrument built-in

EDIT

- Comprehensive suite of audio editing tools - Pointer, Eraser, Audition, Marquee, Scissors, Fade In, Fade Out, Reverse, Mute, Pitch Adjust and BPM Adjust
- MPC's Industry-leading Sample Edit functionality - trim, chop and process your samples
- Support for AU/VST plugin instruments and effects - instant mapping and real-time adjustment of VST plugins in controller mode



MPC SOFTWARE

MIX

- Global / Track automation – automate any effect, instrument or mixer parameter
- Reimagined mixer layout – resizable faders, an adaptive channel strip, a dedicated audio track editing window, resizable waveform view and more
- Advanced signal routing capability - submixes, FX returns, multi-output plugin support (up to 16 stereo outputs) and more

PERFORM

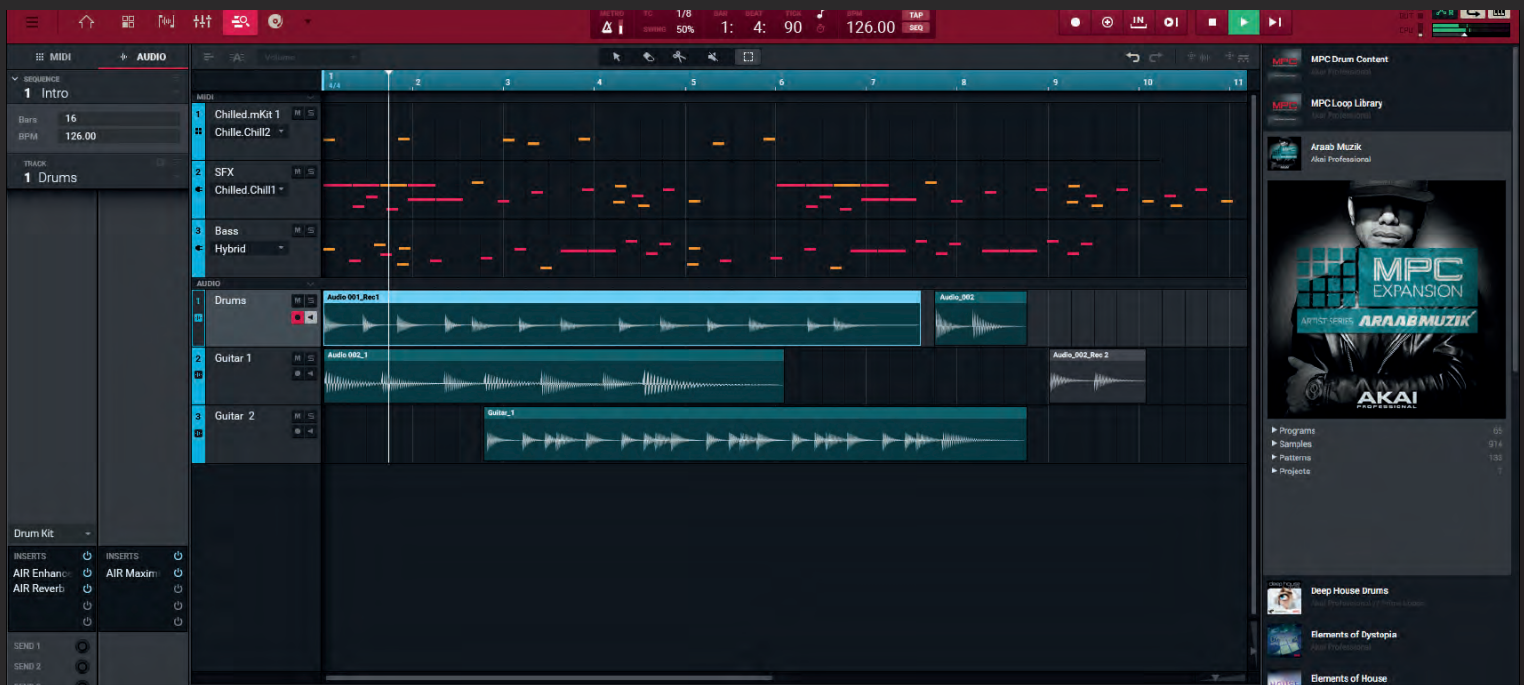
- New Clip Program mode powered by MPC’s real-time warping algorithm
- Enhanced Q-Link functionality for precision control mapping of MPCs editable functions
- XYFX control adds effects, adjusts sound dynamics in real time
- Phrase Looper, enables connection of any instrument to create loops
- Selectable hardware outputs for seamless assimilation into multiple usage scenarios

SUPPORT

- Supports WAV, MP3, AIFF, REX and SND
- Supports samples and sequences from any MPC ever made
- Full 64-bit support in all versions; standalone, VST and AU

EXPAND

- MPC Expansion browser allows quick access to installed expansion packs
- Comes with 17+GB of high-quality expansion content
- Contemporary drum kits covering genres including Trap, Future House, EDM, Techno and more
- “Essential Instruments” - A complete selection of built-in keygroup programs
- Compatible with the growing marketplace of Akai MPC expansions
- Supports user-generated expansion packs (using the MPC Expansion Builder)



MPC SOFTWARE

MPC SOFTWARE SYSTEM REQUIREMENTS

MAC: Dual-Core CPU, 2.5GHz or better and 4GB RAM (8GB Recommended)

WIN: Dual-Core CPU, 2.5GHz or better and 4GB RAM (8GB Recommended)

STORAGE: 2GB free space for MPC Software (Excluding content)

USER SUMMARY & TARGET DEMOGRAPHICS

The primary target market for Akai Professional's MPC Live consists of music producers, live performers and studio professionals seeking a full-featured standalone production suite to achieve professional productions in a space saving, ultra-portable footprint. With the MPC Live, the much-revered MPC workflow combines with onboard multicore processing power, providing this target market with a comprehensive means to compose, produce and mix their compositions in a fully-standalone environment. Combining revamped MPC Software offering clip launching technology & an expanded program consort, an ultra-portable footprint, an arsenal of MPC mainstays, an on-board expandable solid state hard drive and full functionality for the capture and editing of audio, MPC Live provides music producers with a solution equally suited to both studio and on-the-go use – a vital feature in the modern world of mobile music production where full-featured production capability is required in continually variable usage scenarios.

The secondary target market for the MPC Live is DJs and musicians seeking a stable platform for triggering samples and clip launching in live performance usage scenarios. Akai Professional's legendary robust build combines with reliable multicore processing power, an on-board rechargeable Lithium ION battery and MIDI control functionality of MPC Software, providing this demographic with an ultra-portable means to perform live using a pad-based format that has fast become the industry standard for live beat production and sample triggering.



FREQUENTLY ASKED QUESTIONS

HARDWARE - WHAT CONNECTORS DOES THE MPC LIVE INCLUDE?

The MPC Live includes a 2-in/6-out audio interface plus a MIDI interface with the following connectors:

- (2) 1/4" (6.35 mm) TRS inputs (1 stereo pair)
- (6) 1/4" (6.35 mm) TRS outputs (3 stereo pairs)
- 1/8" (3.5 mm) stereo headphone output
- RCA inputs (1 stereo pair)
- (2) 5-pin MIDI inputs
- (2) 5-pin MIDI outputs
- USB Type-A ports
- USB Type-B port
- SD card slot
- Power adapter input

CAN I RECORD AUDIO DIRECTLY INTO THE MPC LIVE?

Yes, the MPC Live features multiple studio-grade inputs which can be used to record audio signals directly to the internal storage in standalone mode or into MPC software in controller mode.

WHAT GESTURES CAN BE USED TO CONTROL THE 7" COLOUR SCREEN ON THE MPC LIVE?

The following gestures should be used

- Tap – to select a field
- Double-Tap – to edit in detail.
- Drag – to adjust and scroll
- Pinch – to zoom

CAN THE MPC LIVE BE USED TO TRANSMIT MIDI?

Yes, the MPC Live can send and receive MIDI signals using the two MIDI In and Outs situated on the rear of the unit; these can be used to trigger external synths, sound modules, sequencers and more.



DOES THE MPC LIVE REQUIRE A POWER SUPPLY?

No, MPC Live includes an internal rechargeable Lithium ION battery for portable use. MPC Live can also be used with the included power supply for charging and use in production / performance settings.

WHAT MODES CAN BE ACCESSED FROM THE 7" COLOUR SCREEN ON THE MPC LIVE?

The following modes can be accessed and edited directly from the MPC Live's 7" colour screen:

- Main – This is the central hub of the MPC allowing users to configure the tracks and programs in a current sequence; additional functionality includes show/hide options for the channel strip on the touchscreen for ultra-fast mixing.
- Audio Tracks – functionality to record and edit up to 8 tracks of real-time stereo audio in standalone mode, and 128 tracks in controller mode
- Step Sequencer – controls and functionality for programming traditional step-sequenced events, all via MPC Live's touch-interface
- Grid View – This mode allows users to edit MIDI performances by inserting, erasing and tweaking notes within a track
- Program Edit – This mode allows users to edit program parameters
- Track Mute – A mode that allows users to easily mute tracks within a sequence or set Track Mute Groups enacted via the MPC Live's pads
- Track View – Provides a comprehensive overview of all the tracks in a current sequence
- Channel Mixer – A dedicated, full-featured mixing environment allowing users to set levels, pan, route and add effects to all the elements within a song
- XYFX – An XY grid interface that allows users to add effects to sounds quickly and dynamically in real-time
- Next Sequence – A mode that lets users trigger different sequences simply by playing the pads – perfect for live performances
- Sampler – Functionality to record audio samples with mixer integration so users can record via multiple dedicated input effect plugins
- Browser – A comprehensive file navigation system for browsing samples, sequences and songs stored on internal and external hard disks in standalone and controller modes



- Looper – A full-featured phrase looper
- Pad Perform – Lets users assign musical scales, chord or progressions to the pads
- Pad Mute – A mode that lets users easily mute pads within a program, or set Mute Groups for each pad
- Q-Link Edit – An environment that lets users configure the functionality of the Q-Link knobs to control program or FX parameters
- Pad Mixer - A dedicated mixer for the MPC Live's pads allowing users to set levels, pan, signal route and add VST effect plugins
- Sample Edit – Trim, crop and process samples directly from the MPC-Live's touchscreen
- Pad Colour – functionality to configure and customise the RGB pad's colour layout
- Song – a comprehensive compositional tool allowing users to arrange sequences, craft playlists of tracks and mix down songs.

WHAT ARE Q-LINK CONTROLS AND HOW MANY DOES THE MPC LIVE HAVE?

The MPC Live features 4 banks of Q-links, each containing 4 dedicated touch-sensitive Q-link controls. Q-Link controls can be used to control virtually any parameter including effects, mixer setting and synthesisers.

CAN THE DISPLAY BRIGHTNESS BE ADJUSTED ON THE MPC LIVE?

Yes, using the MPC's settings menu, the display brightness can be adjusted.

DOES THE MPC-LIVE INCLUDE TRANSPORT CONTROLS?

Yes, the MPC Live features dedicated transport controls for Record, Overdub, Stop, Play and Play/Start.

WHAT DOES THE DATA DIAL DO?

The Data Dial can be used to scroll through the available menu options or adjust the parameter values of the selected field on the display.



HOW DO YOU CONTROL THE MASTER VOLUME OF THE MPC LIVE?

On the rear panel of the MPC Live unit there is a dedicated master volume dial which adjusts the overall level sent to the headphones and main outputs.

HOW CAN THE RECORD INPUT VOLUME BE ADJUSTED?

The rear panel of the MPC Live includes a Rec Volume dial that can be used to adjust the level of gain applied to the inputs.

WHAT DOES THE NOTE REPEAT FUNCTION DO?

When holding the Note Repeat button on the MPC Live any pad that is held will trigger the loaded sample repeatedly in accordance with the current project tempo and Time Correct settings.

WHAT DOES THE FULL LEVEL/HALF LEVEL BUTTON DO?

When Full Level is activated the pads will always trigger their corresponding samples at maximum velocity regardless of the force that is used. When shift is held along with the Full Level button Half Level is activated – when engaged the pads will always trigger the samples at half-velocity.

CAN THE MPC LIVE BE USED AS A STANDALONE DEVICE WITHOUT A COMPUTER?

Yes, the MPC Live can be used as a standalone device, running MPC 2.0 Software natively. The MPC Live can also be used as a controller with MPC 2.0 Software on both Mac and PC.

HOW LONG DOES MPC LIVE'S INTERNAL BATTERY LAST FOR?

MPC Live's internal battery, fully charged, will deliver up-to 5 hours of performance. MPC Live requires a 1-hour charge using the supplied PSU to fully charge the internal battery.



SOFTWARE

WHAT ARE THE SYSTEM REQUIREMENTS FOR MPC SOFTWARE?

MACINTOSH:

2 GB RAM (4 GB recommended) Mac OS X 10.7 - 10.10

WINDOWS:

2 GHz Pentium® 4 or Celeron® compatible CPU or faster (multicore CPU recommended)

2 GB RAM (4 GB recommended) Windows 7 and Windows 8 (32 or 64-bit)

WHAT IS A SEQUENCE?

A Sequence is the most basic building-block of music you can compose on the MPC Software. MIDI information from your MPC hardware's pads, buttons, and Q-Link Knobs (or an external keyboard) are recorded to the Tracks of a Sequence. Each Sequence has 64 Tracks. The software can hold up to 128 separate Sequences at the same time.

The length of a Sequence can be set from 1 to 999 bars, which would be enough to create an entire Song using only one Sequence. However, the software has a dedicated Song Mode that lets you chain Sequences together to create a Song.

WHAT IS A TRACK?

A Sequence offers 64 Tracks, each Track can record audio, MIDI notes and controller data. For example, you can record the verses of a Song on Track 1, while recording the choruses on Track 2. Alternatively, you can record different instruments on each Track.

Note that your performances via Drum, Keygroup, MIDI and Plugin Programs are recorded as MIDI events and the actual digital audio is not recorded onto a Track. That way, you can edit your performance in many different ways once the performance has been captured. Audio Tracks are captured as digital audio and can be edited using MPC 2.0 Software's suite of audio editing tools and processors.



WHAT IS A PROGRAM?

A program is a group of samples assigned to the pads. There are multiple Programs available in MPC Live including Clip, Drum, Keygroup, MIDI and Plugin (MPC 2.0 Software). You can create up to eight banks of pad samples per program in the MPC software and instantly switch between banks using the dedicated buttons on the MPC Live hardware.

WHAT IS AN MPC CLIP PROGRAM?

An MPC Clip Program is a group of loops designed to be triggered sequentially in any live or studio environment. MPC Live's pads will indicate RGB colour groups for each style of clip (Red Drums / Green Bass / Purple Melodic / Blue Vocals). When 4 clips are launched together horizontally, MPC produces a full music track allowing "live remix manipulation". Each clip can be launched to its own unique quantize, fully customizable from 8 Bars – 1/64th Bars, along with Pitch, Reversed, Toggled or One-Shot modes.

HOW CAN I LOAD A CLIP PROGRAM?

Simply select the content browser within MPC Live selecting the Clip icon. This then allows you to browse all clip programs available. Double click the screen and your chosen Clip Program will instantly load. Now select Clip Mode from the main UI Home screen and select the loaded Clip Program. The MPC pads will instantly change to a Clip Launch colour layout in the following arrangement - Red-Drums, Green-Bass, Purple-Melodic, Blue-Vocals.

CAN I USE CLIP PROGRAMS AND DRUM PROGRAMS TOGETHER IN A SONG ARRANGEMENT?

Yes you can. MPC Live allows each track to have its own independent program type. Any of these program types can then be sequenced to its own independent track.

CAN PAD COLOURS BE CHANGED?

Yes, The software's pad settings menu allows you to select "Full RGB" or "Classic Renaissance/Studio/Element" pad RGB light styles.



CAN I USE MY AKAI ADVANCE KEYBOARD AND VIP SOFTWARE WITH THE MPC LIVE?

Yes, The MPC software fully supports Advance Keyboard and VIP software integration, facilitating a total-control solution for user's VSTi collection.

HOW CAN I IMPORT ABLETON CLIPS INTO MPC CLIPS?

First MPC must be instantiated as a plugin within Ableton Live. Simply drag an Ableton Clip from the Clip Arrangement Window onto an MPC Clip program choosing your desired Pad(s). Each Ableton Clip must have the correct tempo entered into MPC Warp. Simply enter the clip's tempo within Sample Edit and activate Warp in the Main MPC UI Home Page.

CAN I SYNC AUDIO TRACK(S) TO MY MPC MIDI SEQUENCE?

Yes you can. Once an Audio Track is imported, the original audio tempo must be entered from Sample-Edit. Once completed, select Warp in the main home page located under the Audio option. Now enable Warp. Your audio track will now be synced to the master tempo.

IS THERE ACCESS TO ADDITIONAL CONTENT?

Yes, a raft of MPC Expansion content is available for purchase through the MPC Expansion Store:

<http://www.akaipro.com/microsites/mpcsoftware>

IS THE MPC SOFTWARE A STANDALONE DAW?

The dedicated MPC Software can be used standalone as a DAW or can be used as a plug in within a host DAW. MPC Software is compatible as a VST, AU or AAX plug-in.

IS THE MPC LIVE AND SOFTWARE COMPATIBLE WITH MY EXISTING MPC PROJECTS?

MPC Software supports WAV, MP3, AIFF, REX, and SND, as well as samples and sequences from any MPC ever made, and it's compatible with both Mac and PC.



BOUNCING 3RD PARTY INSTRUMENTS TO USE IN STANDALONE MODE.

MPC Live in standalone mode does not support 3rd party Virtual Instruments or FX. This is only available when MPC 2.0 Controller Mode is activated. All 3rd party tracks can be rendered inside 2.0 using Drag & Drop, creating an Audio Stem of the 3rd party instrument. This file can then be converted into an “Audio Track” inside MPC 2.0 Software and saved within an XPJ project. Load the saved project inside MPC Live’s Standalone Mode to hear 3rd party instruments playing back as MPC audio tracks. MPC Live’s Standalone mode currently supports 8 stereo audio tracks.

CAN I ADD MY OWN CHORD PROGRESSIONS IN PAD PERFORMANCE MODE?

MPC 2.0 Software allows you to create your own chord progressions, which can then be saved and added to your progressions menu within Pad Performance Mode. All progressions created can be added to your MPC Live for use in standalone mode.

CAN I TRANSFER MPC EXPANSIONS TO USE IN STANDALONE MODE?

Yes you can. Simply load the desired program(s) from the MPC Expansion inside MPC 2.0 software, saving the program(s) in the “XPJ Project File” format to either your desktop or an external SD/USB device. Activate MPC Live in standalone mode then select Browser from the main menu. Insert the media storage device containing the XPJ Project File then select your Expansion Program.

CAN I TRANSFER MPC PROJECTS DIRECTLY INTO LOGIC PRO X?

MPC will integrate seamlessly with all popular DAWs in Plugin Mode. Within MPC 2.0, all Audio and MIDI information can be transferred into your DAW arrangement by using the Drag and Drop (Audio/MIDI) feature. Alternatively, you can use the MPC Export Audio or MIDI options within File-Audio Mixdown / File-Export MIDI Track export options.

CONTENT OVERVIEW

SOFTWARE INCLUDED WITH MPC LIVE

As well as the included MPC 2.0 Software, the MPC Live comes with the following plugin content:

AIR INSTRUMENTS

HYBRID 3
 LOOM
 VACUUM PRO
 VELVET
 XPAND.2
 MiniGrand
 DB33
 theRiser
 AIR FX Collection

SONIVOX INSTRUMENTS

Big Bang Cinematic
 Session Drums

AKAI PRO INSTRUMENTS

The Bank
 The 809
 The Wub
 The Noise

TOTAL INSTALL SPACE 25GB

SAMPLE CONTENT INCLUDED WITH MPC LIVE

Full Content List Available for Download with MPC 2.0 Software

Expansions	Kit Programs	Samples	Instruments	Sequences	Patterns	Projects	GB Unzipped
THE VAULT 2.0	491	7790		312		13	5011
DEEP HOUSE	45	747		25			938
TECH HOUSE	45	700		25	100		580
TECHNO	47	1217		25			1008
DNB	41	641		24			799
EDM & FUTURE HOUSE	111	1637	71		271	9	3051
ESSENTIAL INSTRUMENTS 2.0		371	89				3700
MPC CLIP LAUNCH EXP	24	1855					2400
TOTALS	804	14958	160	411	371	22	17487

FULL CONTENT PRELOADED ONTO MPC LIVE'S SSD

Expansions	Kit Programs	Samples	Instruments	Sequences	Patterns	Projects	GB Unzipped
THE VAULT 2.0	491	7790		312		13	5011
ESSENTIAL INSTRUMENTS 2.0		371	89				3700
MPC CLIP LAUNCH EXP	24	1855					2400
TOTALS	515	8497	89	312		13	9180

MPC LIVE TECHNICAL SPECIFICATIONS

Pads	(16) velocity- and pressure-sensitive pads, RGB-backlit (8) banks accessible via Pad Bank buttons
Knobs	(4) 360° touch-sensitive Q-Link Knobs (4) Q-Link Knob columns accessible via Q-Link button (1) 360° encoder for display navigation and selection via push
Buttons	(22) dedicated function buttons; red-, amber-, or green-backlit
Display	6.9" / 176 mm (diagonal) 5.9" x 3.7" / 150 x 93 mm (width x height) Full-color LED-backlit display with touch interface
Max Recording Resolution	Standalone Mode 24 bit, 44.1kHz Controller Mode 24 bit, 96 kHz.
CPU	Processor 1.8 GHz quad-core ARM. Cortex. A17 processor RAM 2 GB Storage 16 GB (user storage, 10 GB pre-installed content), 4 GB (MPC operating system)
Connections	(2) 1/4" (6.35 mm) TRS inputs (1 stereo pair) (6) 1/4" (6.35 mm) TRS outputs (3 stereo pairs) (1) 1/8" (3.5 mm) stereo headphone output (2) RCA inputs (1 stereo pair) (2) 5-pin MIDI inputs (2) 5-pin MIDI outputs (2) USB Type-A ports (1) USB Type-B port (1) SD card slot (1) power adapter input
Bluetooth Specification	Bluetooth 4.0
Power	via power adapter: 6 VDC, 3 A, center-positive
Dimensions (width x depth x height)	16.7" x 8.8" x 2.7" 424 x 224 x 69 mm
Weight	5.9 lbs. 2.7 kg