

MATRIARCH DARK

EXPLORATION PATCHBOOK

MOOG MUSIC IS AN

EMPLOYEE-OWNED COMPANY

BASED IN ASHEVILLE, NC

Synthesize Love

moog

MATRIARCH SEQUENCER

CREATE A SEQUENCE

RECORD A SEQUENCE:

- Follow steps 1-7 under the keyboard illustration.

PLAYBACK YOUR SEQUENCE:

- Set the **MODE** switch to the **SEQ** position.
- Press the **PLAY** button (located on the left-hand controller), then press and hold down any note to playback your sequence.
- Press the **HOLD** button to allow the sequence to continue playing after your hand is lifted from the keyboard.
- The Arp/Seq **RATE** knob adjusts the playback speed.

NOTE: *You may transpose your sequence by playing a new note.*

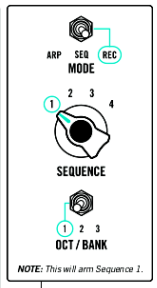

NOTE: *This will arm Sequence 1.*

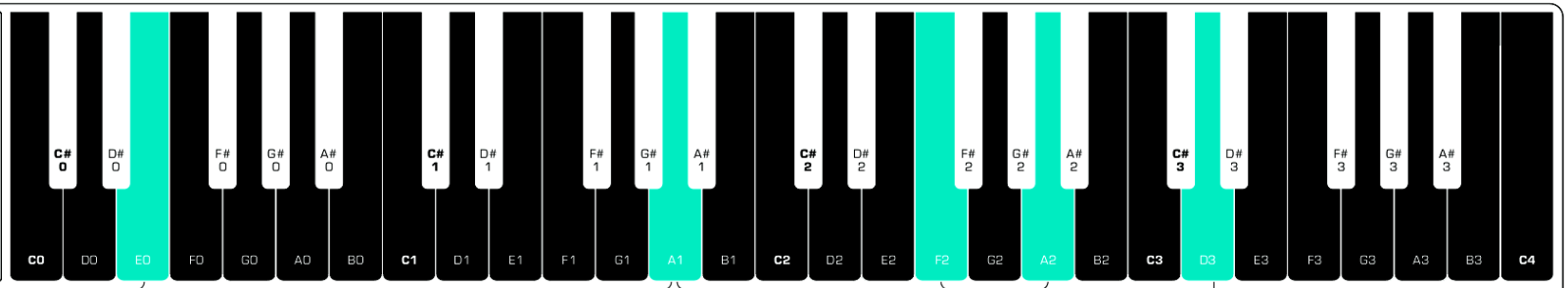

1. ARM THE SEQUENCER

To arm the Sequencer for recording, set the **MODE** switch to the **REC** position.

NOTE: *Matriarch provides a total of 12 sequence locations, which are accessible by using the four-position **SEQUENCE** knob and the **OCT / BANK** switch.*

2. PLAY A NOTE

This is the first note of your sequence.

NOTE: *With the **VOICE MODE** switch set to **2** or **4** (paraphonic mode), you can record up to four notes simultaneously on a single step.*

3. ADD A REST



NOTE: *During playback, this step will be silent.*

4. ADD A NOTE

This is the second note of your sequence.

5. ADD A TIE

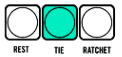

Press the **TIE** button and play the same note (from Step 4) again.

6. ADD A TIE (LEGATO)

Press and hold a new note. While holding that note, press another note.

NOTE: *During playback, the transition between these two notes will be smooth, without a break.*

This method of adding a tie between notes will only work in 1-Voice monophonic mode.

7. ADD A REST + NOTE + RATCHET



Finally, press the **REST** button, play a note, and then press the **RATCHET** button a few times. To listen to your recording, follow the steps under **PLAYBACK YOUR SEQUENCE.**

NOTE: *Pressing the **RATCHET** button multiple times will add that number of Ratchets (up to 8) to a single step.*

PATCH EXPLORATION

NIGHT CITY

NOTES:

- **MOD WHEEL** adds audio rate filter FM.
- Patch works well with paraphonic sequences.
- **GLIDE** set at 8 o'clock position.

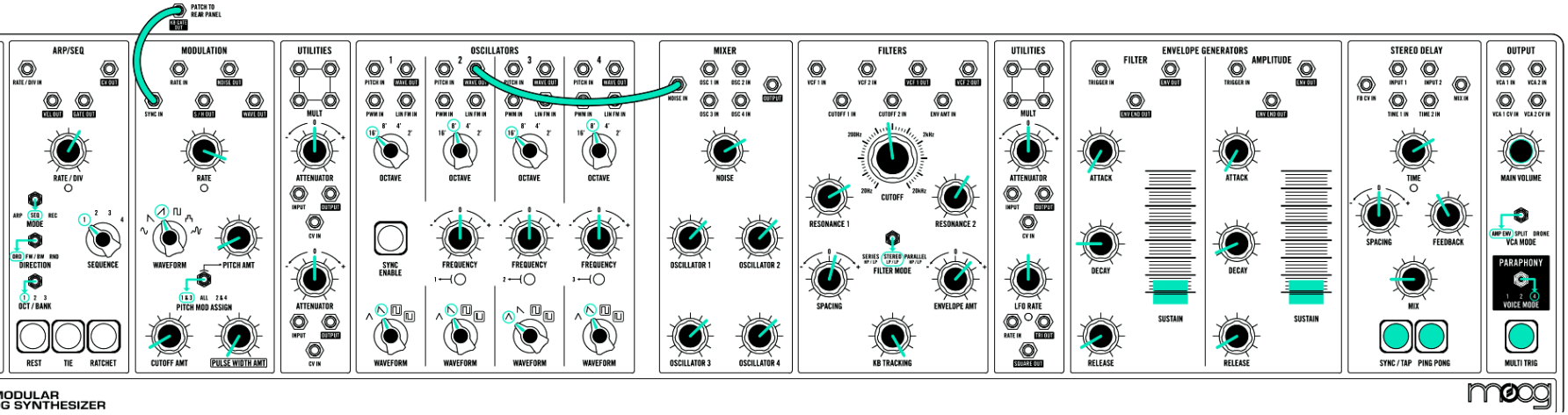

MATRIARCH SEMI-MODULAR ANALOG SYNTHESIZER

PATCH EXPLORATION

SOLAR FLARE

NOTES:

- Create and play a sequence.
- **MOD WHEEL** set at 100%.
- Play in stereo and loud!

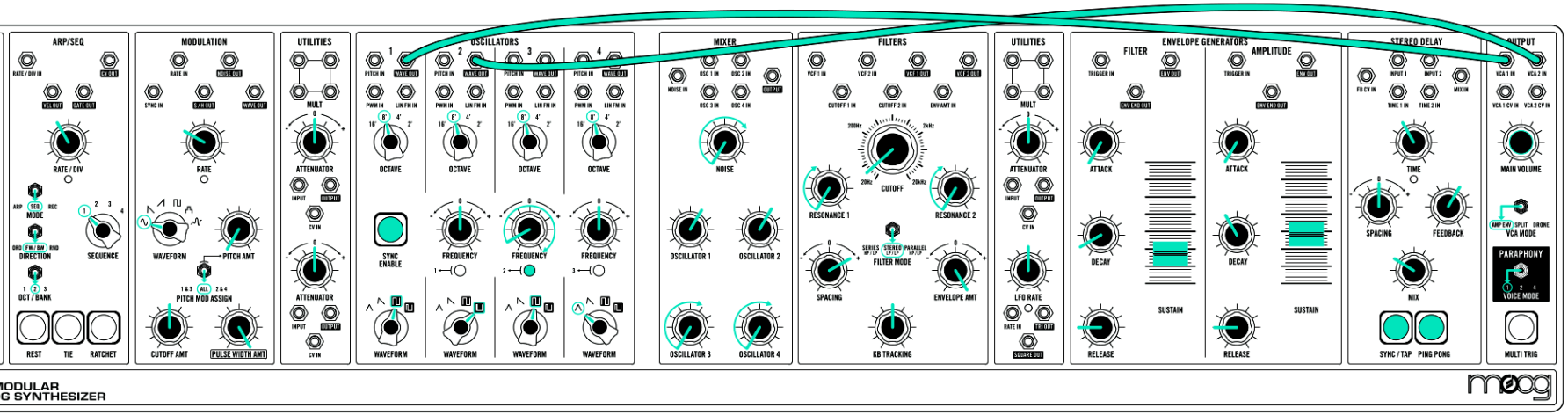

MATRIARCH SEMI-MODULAR ANALOG SYNTHESIZER

PATCH EXPLORATION

HIGHLANDER

NOTES:

- **GLIDE** set at 9 o'clock position.
- **MOD WHEEL** set at 100%.
- S/H controls synced Pitch / FM.

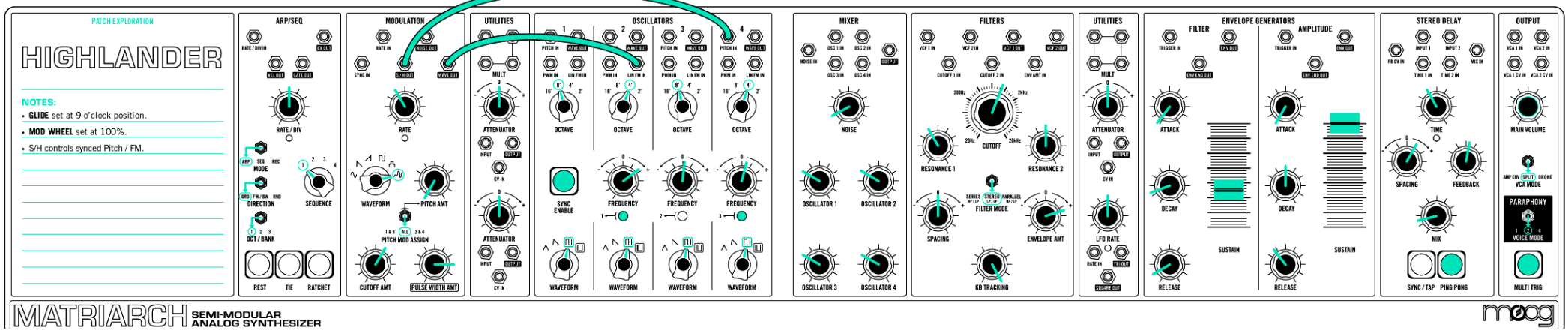

MATRIARCH SEMI-MODULAR ANALOG SYNTHESIZER

moog

PATCH EXPLORATION

CRYSTAL MOUNTAINS

NOTES:

- Set **ARP** or create and play a sequence. (Try a DMAJ 7 starting on D2).
- Use **OSCILLATOR 3** and **NOISE** knobs in mixer section for sudden passing winds and melodies.
- Play in stereo.
- Use **ATTENUATOR 2** for clusters while turning **OSCILLATOR 1** in mixer section.

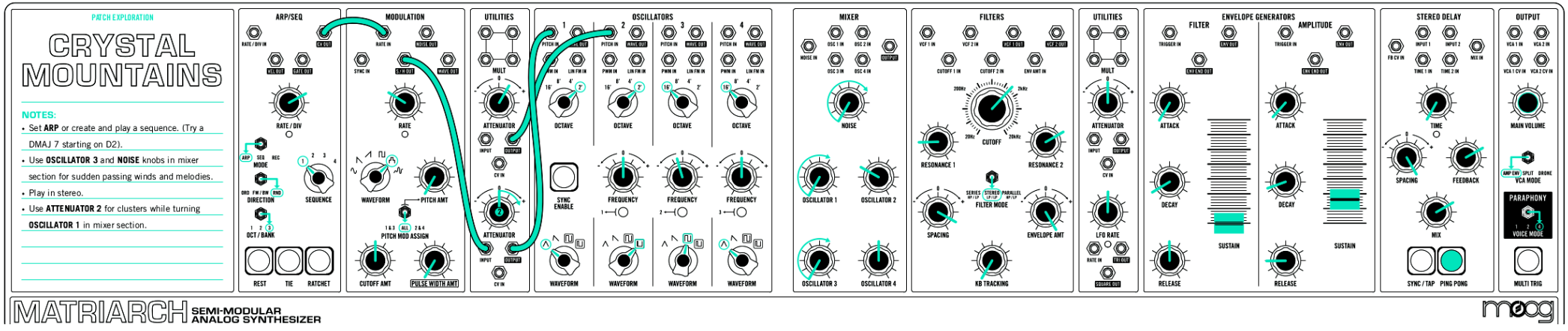

MATRIARCH SEMI-MODULAR ANALOG SYNTHESIZER

moog

PATCH EXPLORATION

SAWS AT THE BEACH

NOTES:

- Try adjusting oscillator waveforms so that each oscillator has a different shape.
- Adjust Arp/Seq **RATE** to your desired tempo.

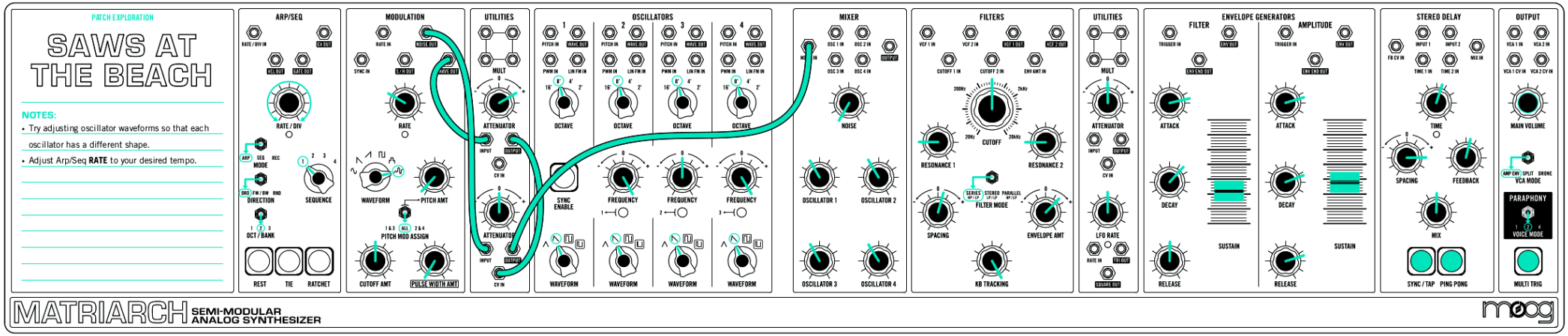

MATRIARCH SEMI-MODULAR ANALOG SYNTHESIZER

moog

PATCH EXPLORATION

DUELING SEQUENCES

NOTES:

- **MOD WHEEL** up.
- Set up an **ARP** and play. (Try A2/C2/D2/G3).
- **ATTENUATOR 3** brings volume of "second sequence" up.
- Raise **OSCILLATOR 4** to bring in deep phaser sync colors.
- Play in stereo.

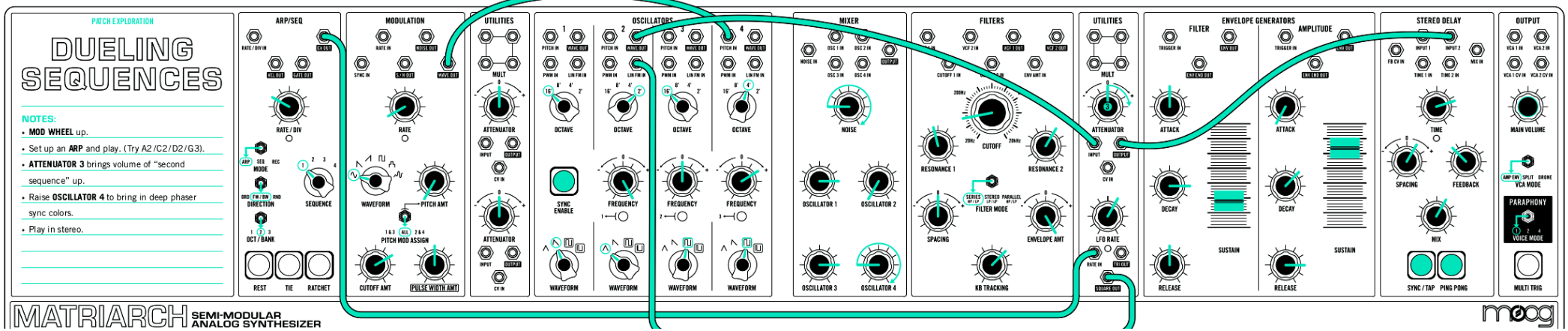

PATCH EXPLORATION

IN FOURTHS

NOTES:

- Record a sequence with 2 notes per step.
- **MOD WHEEL** up.

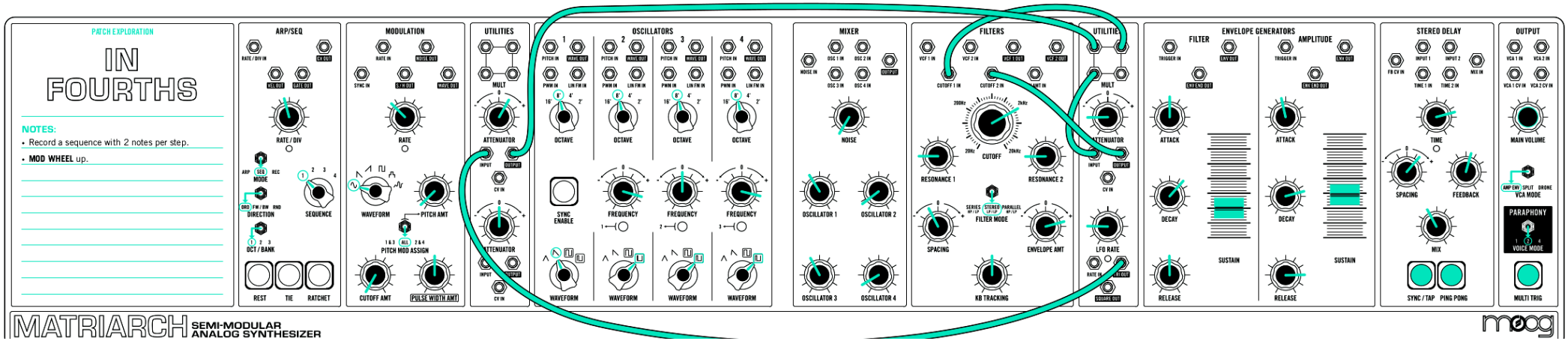

PATCH EXPLORATION

LOOSE SPROCKETS

NOTES:

- **MOD WHEEL** controls Cutoff Modulation and **OSC** detune.
- **GLIDE** set at 8.5 position.

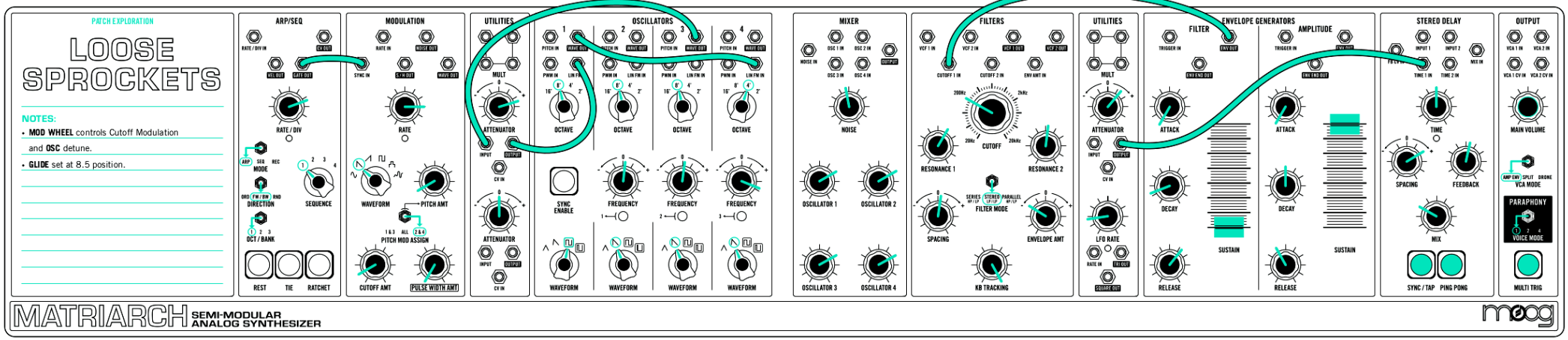

PATCH EXPLORATION

DRIPPY DRONER

NOTES:

- Set-up an **ARP** and listen to it sway and drip around.

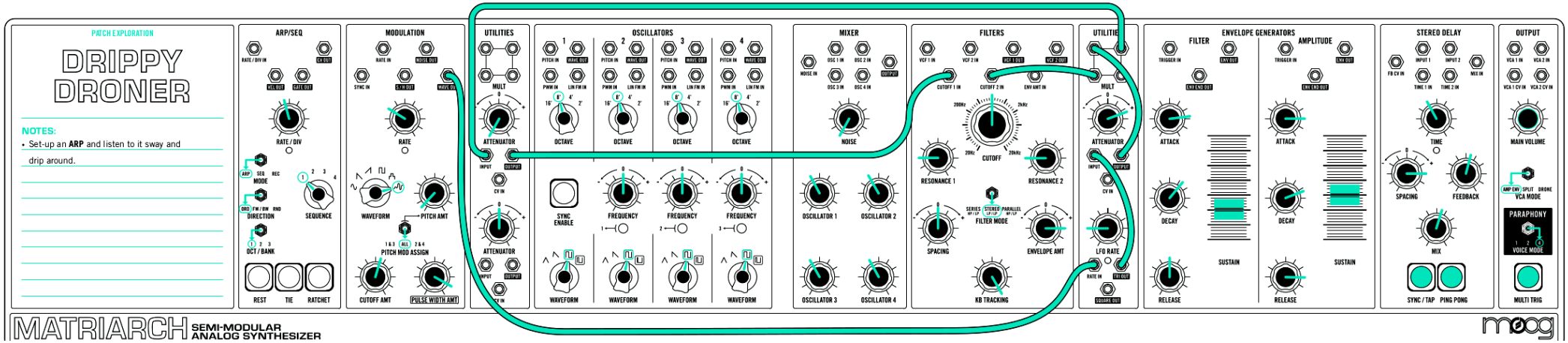

PATCH EXPLORATION

SPARKLE MOTION

NOTES:

- Round robin on with **RESET**. (See pg 68 of user's manual).
- Take your time dialing in **OSC** tuning to achieve harmonius **ARP** playback.

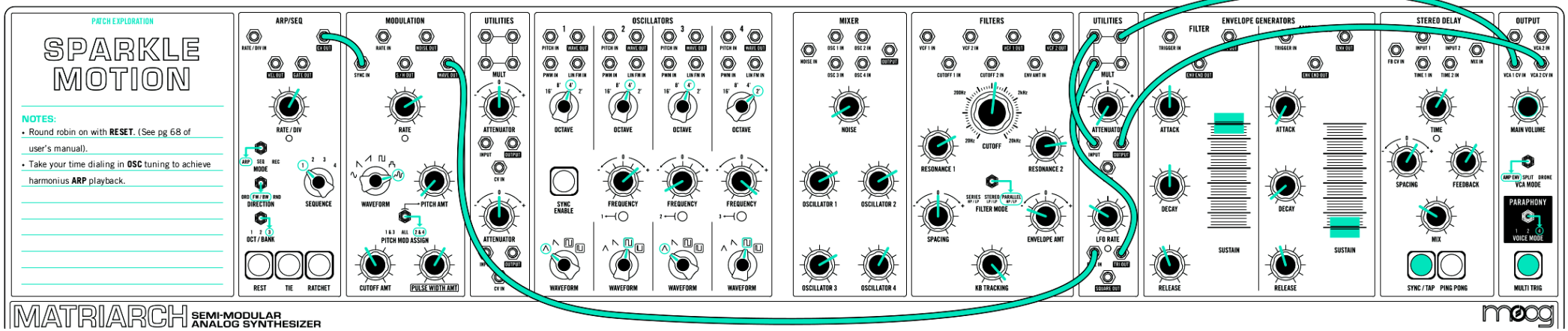

PATCH EXPLORATION

EARTHWORM

NOTES:

- Modulation **RATE** knob controls the modulation of the second LFO's rate.
- Adjust Arp/Seq **RATE** to your desired tempo.

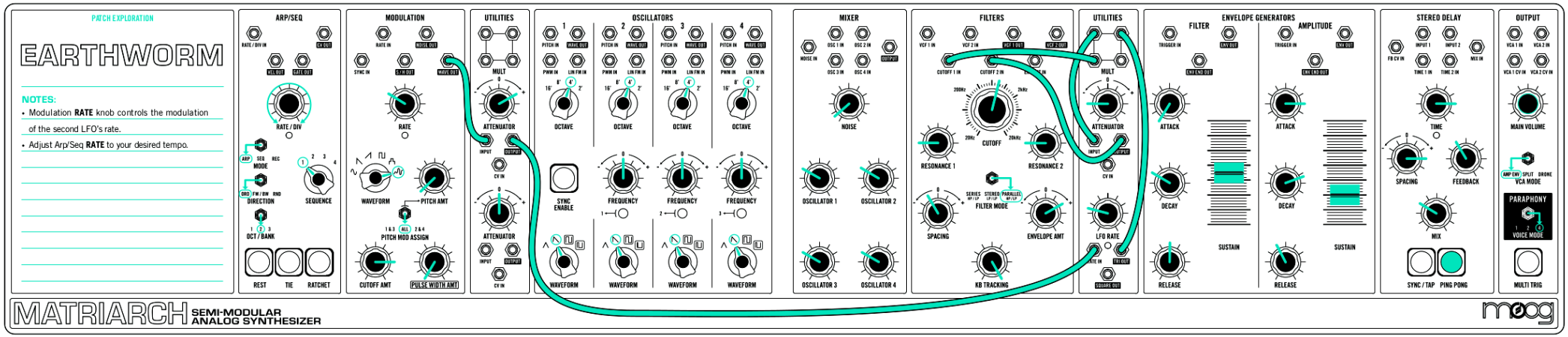

PATCH EXPLORATION

FOUNTAINS

NOTES:

- Tune **OSCILLATORS 1-4** in unison.
- Create a polyphonic sequence incorporating rests.
- Play at slow tempo. Dial **ATTENUATOR 1** to bring in "second sequence".
- Dial **ATTENUATOR 3** for filter for desired filter animation.
- Change SEQ direction for interesting variations.
- Use ratchet and tie for variation.

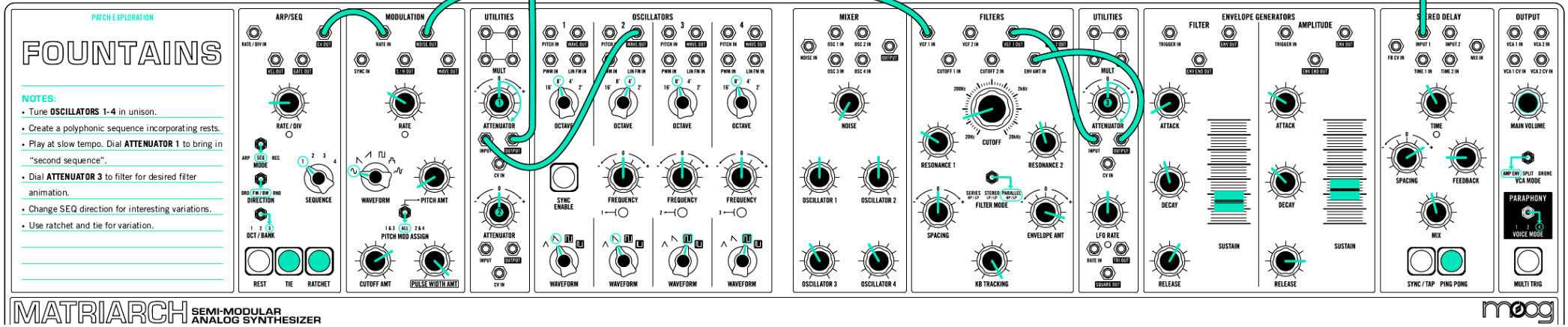

MATRIARCH SEMI-MODULAR ANALOG SYNTHESIZER

moog

PATCH EXPLORATION

MAIDEN VOYAGE ARP

NOTES:

- **MOD WHEEL** at 100%.
- **GLIDE** set at 8 o'clock position.

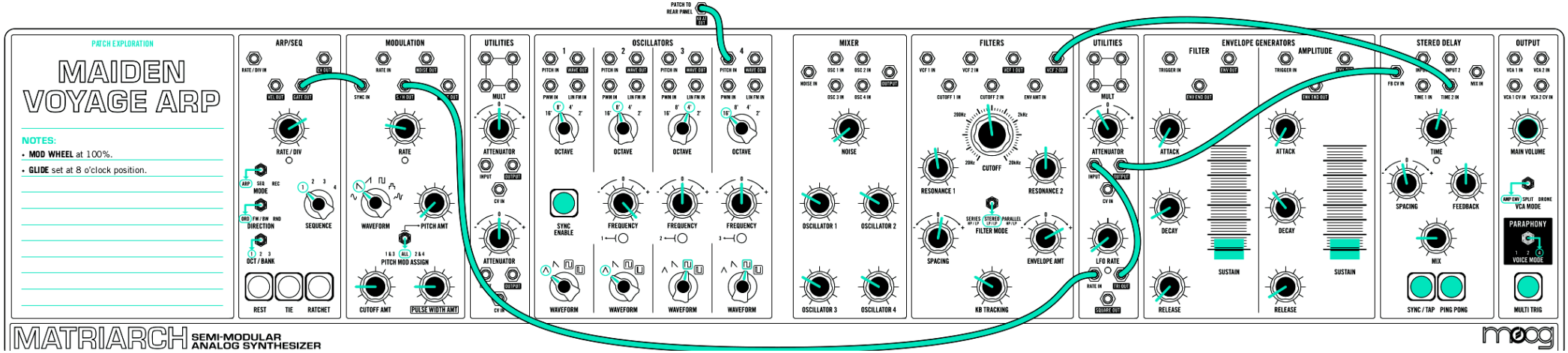

MATRIARCH SEMI-MODULAR ANALOG SYNTHESIZER

moog

PATCH EXPLORATION

STEREO STRINGS

NOTES:

- **MOD WHEEL** at 50%.
- **ATTENUATOR 1** and **3** control left and right voice mix blend.
- When you allow last chord to decay, unplug **VCA 1 IN** for descending "Space Echos."
- Adjust **PORT / GLIDE** for more stereo drama.

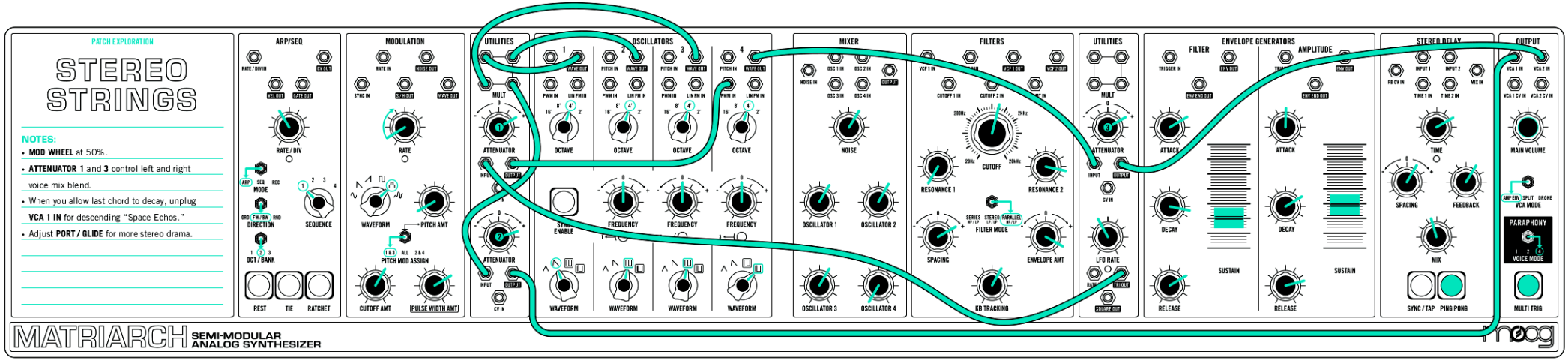

MATRIARCH SEMI-MODULAR ANALOG SYNTHESIZER

moog

VISIT US AT

WWW.MOOGMUSIC.COM

FOR MORE SONIC EXPLORATIONS