STEREO INTEGRATED AMPLIFIER

KAF-1030/3030R/3030R-S

SERVICE MANUAL

KENWOOD

© 2000-3/B51-5611-00 (K/K) 1704

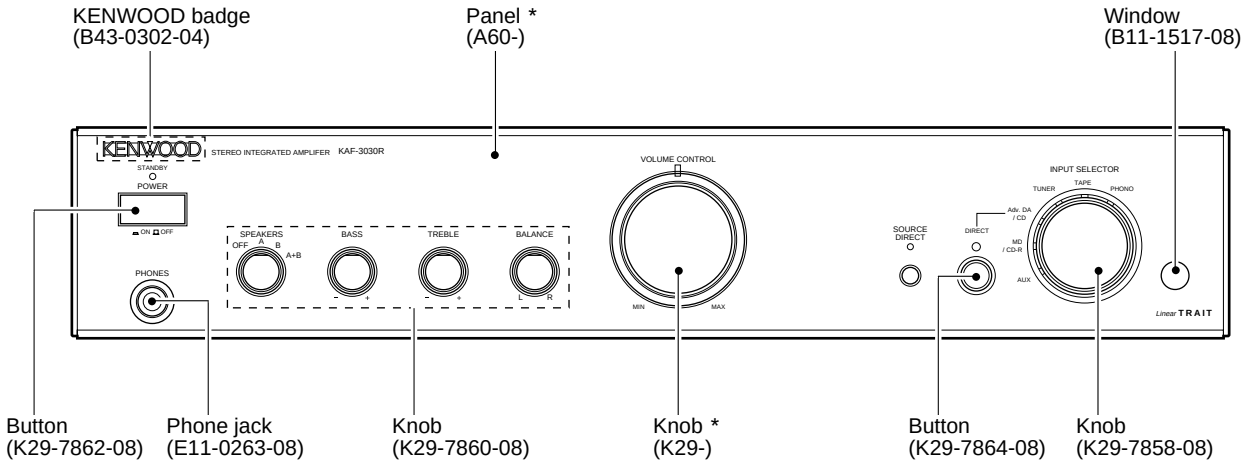

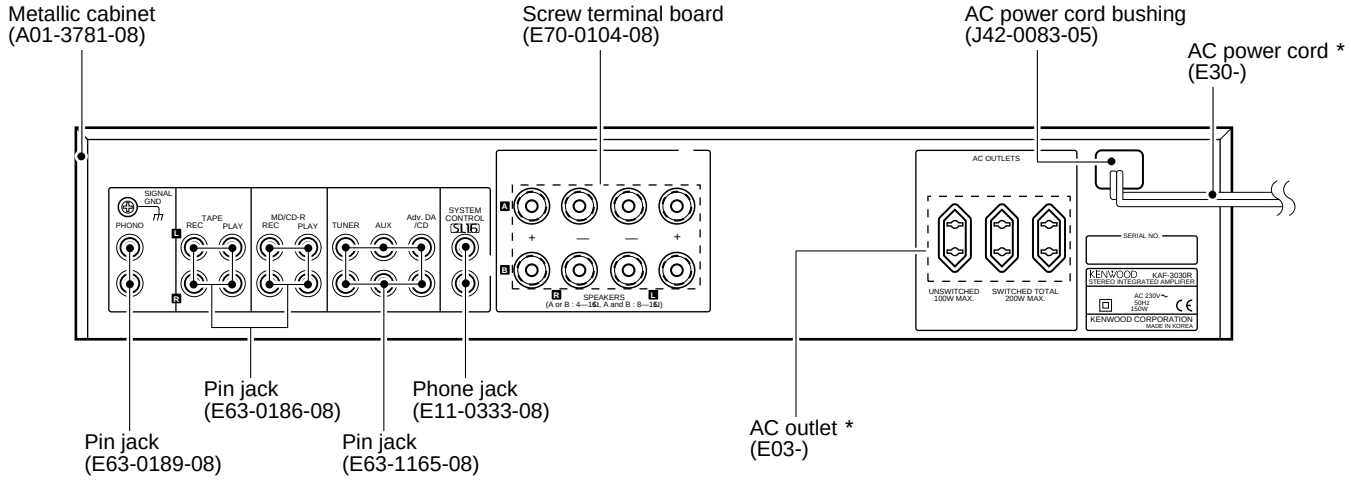

Illustration is KAF-3030R.

*** Refer to parts list on page 16.**

Caution: No connection of ground line if disassemble the unit.
Please connect the ground line on rear panel, PCBs, Chassis and some others.

70%

KAF-1030/3030R

CONTENTS / ACCESSORIES

Contents

CONTENTS / ACCESSORIES 2
CONTROLS 3
CIRCUIT DESCRIPTION 5
ADJUSTMENT 6
PC BOARD 7
SCHEMATIC DIAGRAM 11
EXPLODED VIEW 15
PARTS LIST.....16
SPECIFICATIONS 19

Accessories

Remote control unit (1)
(KAF-3030R only)
(A70-1429-08)

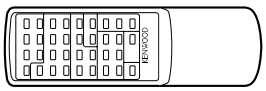

Battery cover (A09-0170-08)

Batteries (R6/SUM-3) (2)
(KAF-3030R only)

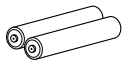

Cautions

Operation to reset

The microcomputer may fall into malfunction (impossibility to operate, erroneous display, etc.) when the power cord is unplugged while power is ON or due to an external factor. In this case, execute the following procedure to reset the microcomputer and return it to normal condition.

Set the POWER to OFF then, while holding down the SOURCE DIRECT key, set the POWER switch to ON.

- Please note that resetting the microcomputer clears the contents stored in it and returns it to the condition when it left the factory.

CONTROLS

Main unit

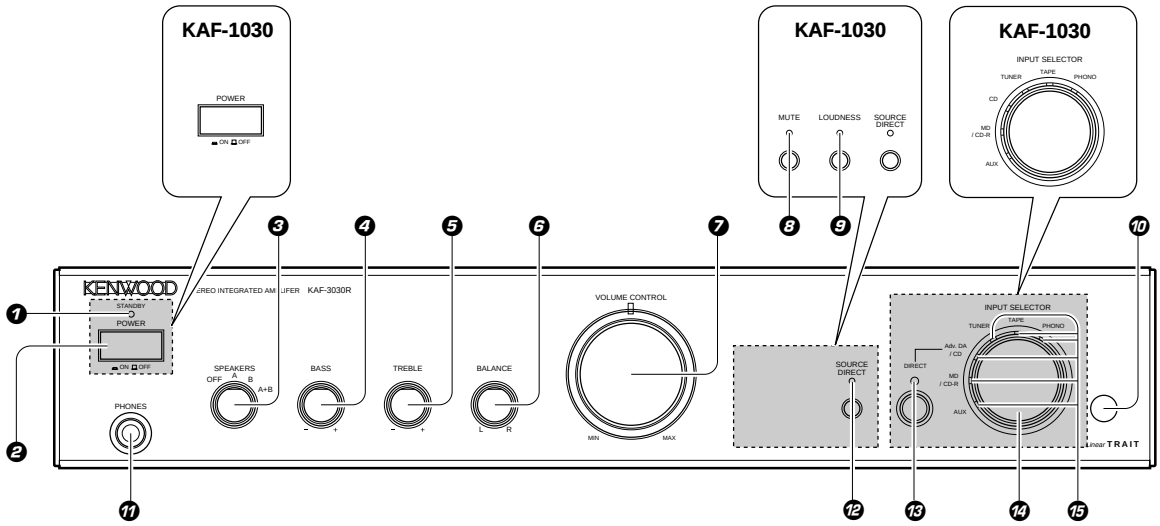

❶ STANDBY indicator (KAF-3030R only)

❷ POWER switch

❸ SPEAKERS A / B switches
Turn to select the A and/or B speakers systems.

❹ BASS knob
To adjust low frequencies.

❺ TREBLE knob
To adjust high frequencies.

❻ BALANCE knob
Adjust the volume balance between left and right.

❼ VOLUME CONTROL knob
Adjust the volume.

❽ MUTE key/indicator (KAF-1030 only)
Mute the sound temporarily.

❾ LOUDNESS key/indicator (KAF-1030 only)
Use to emphasize deep bass sounds.

❿ Remote Sensor (KAF-3030R only)

⓫ PHONES jack
Used for headphone listening.

⓬ SOURCE DIRECT key/indicator
To listen to a source with high quality sound.

⓭ Adv. DA / CD DIRECT key/indicator (KAF-3030R only)
To listen to a Advanced Digital Audio source with high quality sound.

⓮ INPUT SELECTOR knob
Turn to select the input sources.

⓯ INPUT indicator
An indicator lights for the source selected with the **INPUT SELECTOR** knob.

CONTROLS

Remote control unit (KAF-3030R only)

The part of the illustration designates keys that can be used to operate KENWOOD components connected with the system control. The rest of the illustration designates keys that have the same functions as the keys on the main unit.

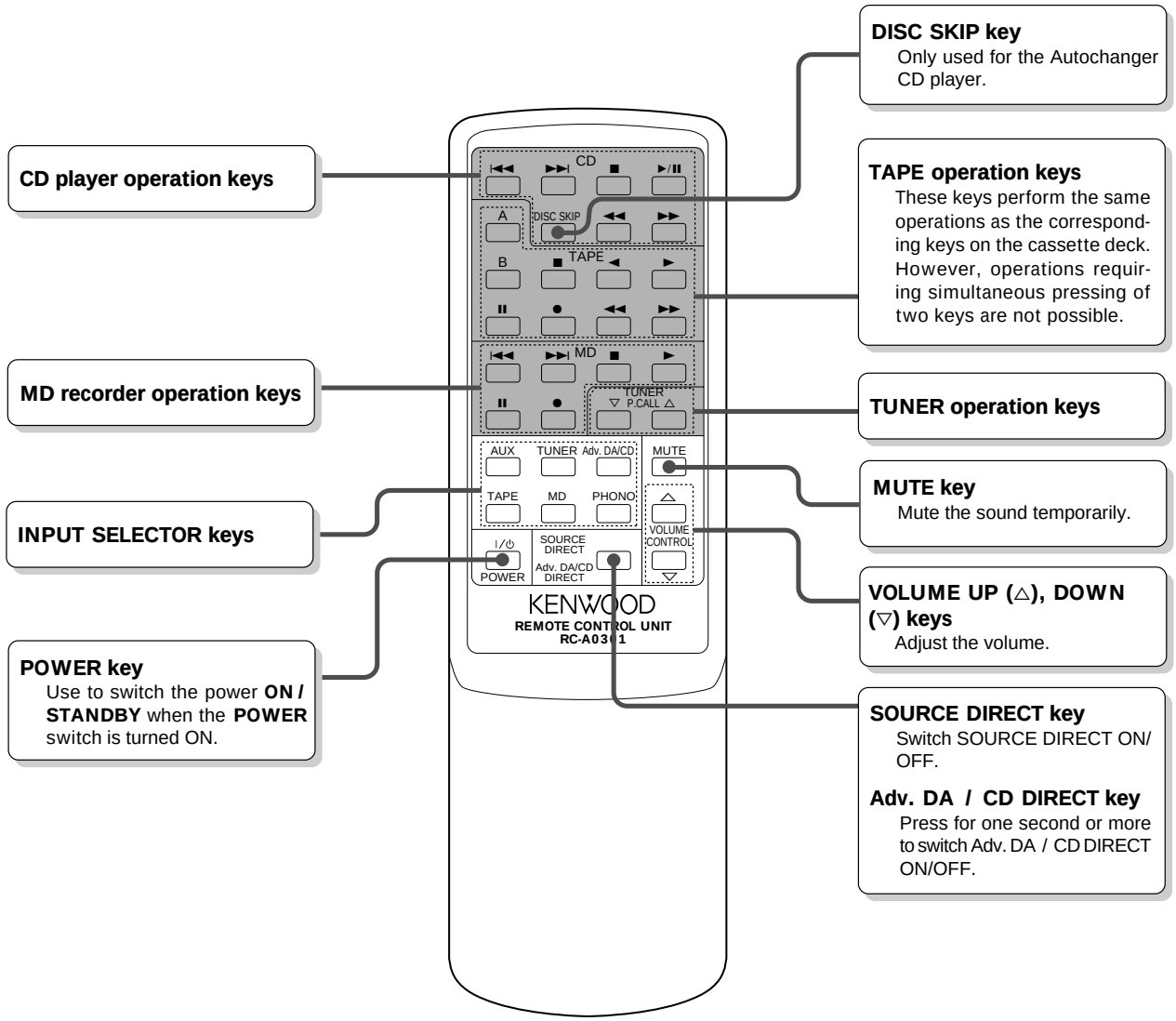

Model: RC-A0301
Infrared ray system

CIRCUIT DESCRIPTIONS

1. Microprocessor

Pin description

Pin No.	Pin Name	I/O	Description		ACTIVE	
					H	L
1	VDD	-	Power supply(+5.0V).			
2	REMOCON	I	Remote control signal input.	KAF-3030 only		
3	VDD	-	Power supply(+5.0V).			
4,5	NC	-	Unused.			
6	MAIN MUTE	O	Control port of audio muting.		OFF	ON
7	MD REC MUTE	O	MD REC muting control.			
8	TAPE REC MUTE	O	TAPE REC muting control.			
9	POWER RELAY	O	Control port of standby relay.			
10	SP. RELAY A	O	A speaker relay control.			
11	SP. RELAY B	O	B speaker relay control.			
12	DVD RELAY	O	DVD relay control port.			
13-15	NC	-	Unused.			
16	SP. A IN	I	Input port of A speaker selector.			
17	SP. B IN	I	Input port of B speaker selector.			
18	NC	-	Unused.			
19	STB	O	Strobe output to input selector.			
20	CLK	O	Clock output to input selector.			
21	DATA	O	Data output to input selector.			
22	SYSCON DATA	I/O	System serial data input/output.	KAF-3030 only		
23	SYSCON BUSY	I/O	System serial busy input/output.	KAF-3030only		
24	KEY IN	I	Input port of key signal.			
25	VOLUME DOWN	O	Control port of motor volume(down).		ON	OFF
26	VOLUME UP	O	Control port of motor volume(up).		ON	OFF
27	MD/CD-R LED	O	Control port of MD/CD-R LED.			
28	TAPE LED	O	Control port of TAPE LED.			
29	AUX LED	O	Control port of AUX LED.			
30	RESET	I	Reset signal input.			
31	EXTAL	-	10MHz oscillator.			
32	XTAL	-	10MHz oscillator.			
33	VSS	-	Ground.			
34	TUNER LED	O	Control port of TUNER LED.			
35	CD/AD-DA CD	O	Control port of CD/AD-DA CD LED.			
36	PHONO LED	O	Control port of PHONO LED.			
37	DVD DIRECT LED	O	Control port of DVD DIRECT LED.			
38	SOURCE LED	O	Control port of SOURCE LED.	KAF-3030 only		
39	LOUDNESS LED	O	Control port of SOURCE LED.	KAF-1030 only		
40	MUTE LED	O	Control port of MUTE LED.	KAF-1030 only		
41	STNDBY LED	O	Control port of STANDBY LED.	KAF-3030 only		
42	MAIN VOL. LED	O	Control port of vol. LED.			
43	LOUDNESS	O	Control port of loudness. LED.	KAF-1030 only	OFF	ON
44-71	NC	-	Unused.			
72	VDD	-	Power supply(+5.0V).			
73	NC	-	Unused.			
74,75	ENCODER IN	I	Data input of encoder(input selector).			
76,77	ENCODER SP	-	Unused.			
78	POWER OFF	I	Power off signal input.		OFF	ON
79	PROTECTION	I	Detection port of protection.		OFF	ON
80	3030/1030 SEL	-	Unused.			

ADJUSTMENT

No.	ITEM	INPUT SETTINGS	OUTPUT SETTINGS	AMPLIFIER SETTINGS	ALIGNMENT POINTS	ALIGN FOR	FIG.
Unless otherwise specified, the individual switches should be set as following : POWER : ON SPEAKER : B SELECTOR : CD							
1	IDLE CURRENT	—	Connect a DC voltmeter as figure CN511 (Lch), CN510 (Rch). (MAIN PCB)	VOLUME : 0	VR203 (Lch) VR204 (Rch) (MAIN PCB)	40 mV	(a)
2	OFF SET	—	Connect a DC voltmeter to speaker terminal (JACK106) as figure.	VOLUME : 0	VR201 (Lch) VR202 (Rch) (MAIN PCB)	0 mV	(b)

(a)

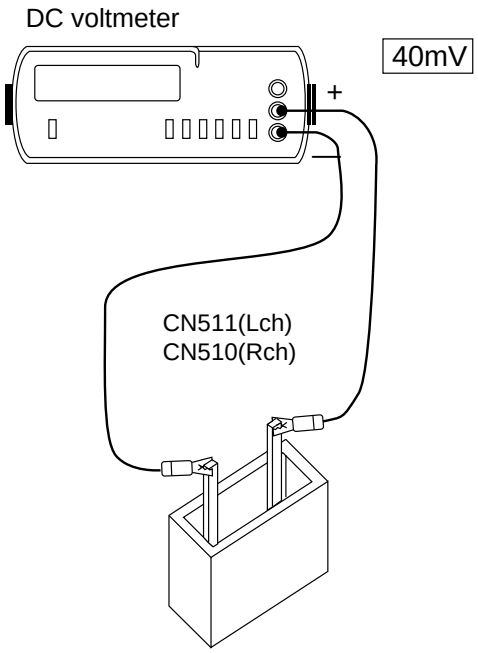

(b)

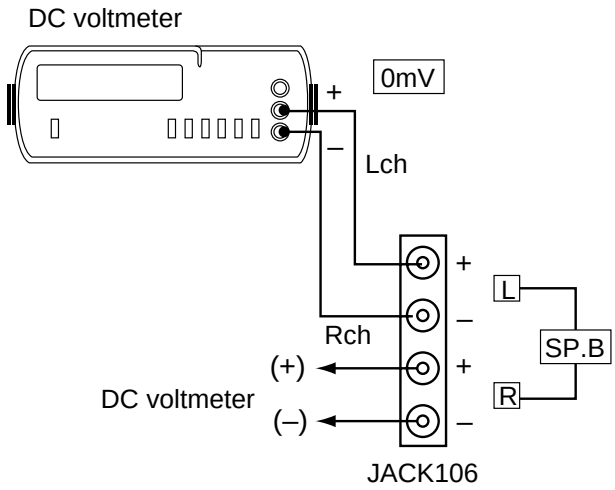

PC BOARD(Component side view)

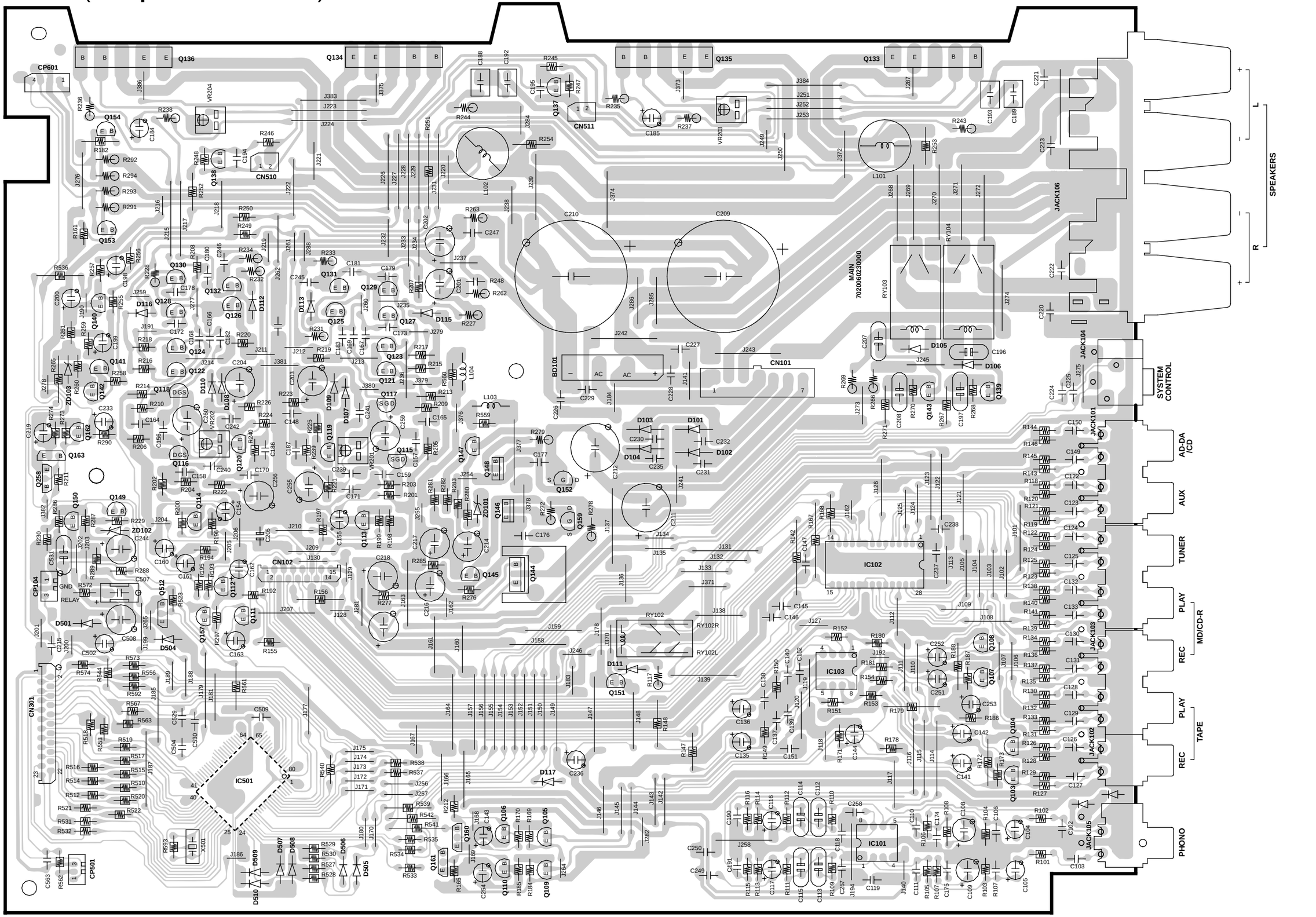

Refer to the schematic diagram for the value of resistors and capacitors.

PC BOARD(Component side view)

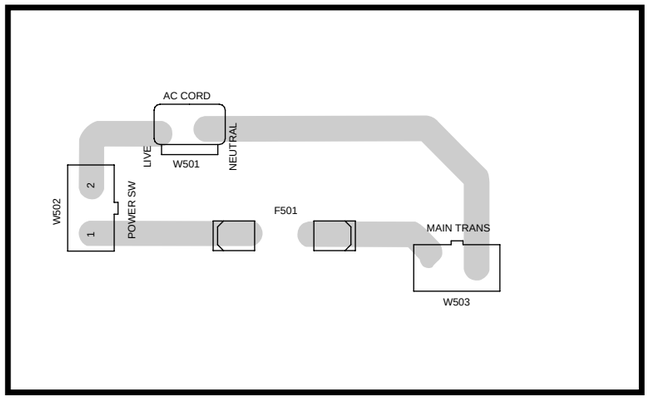

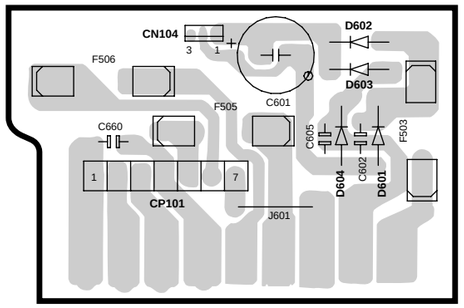

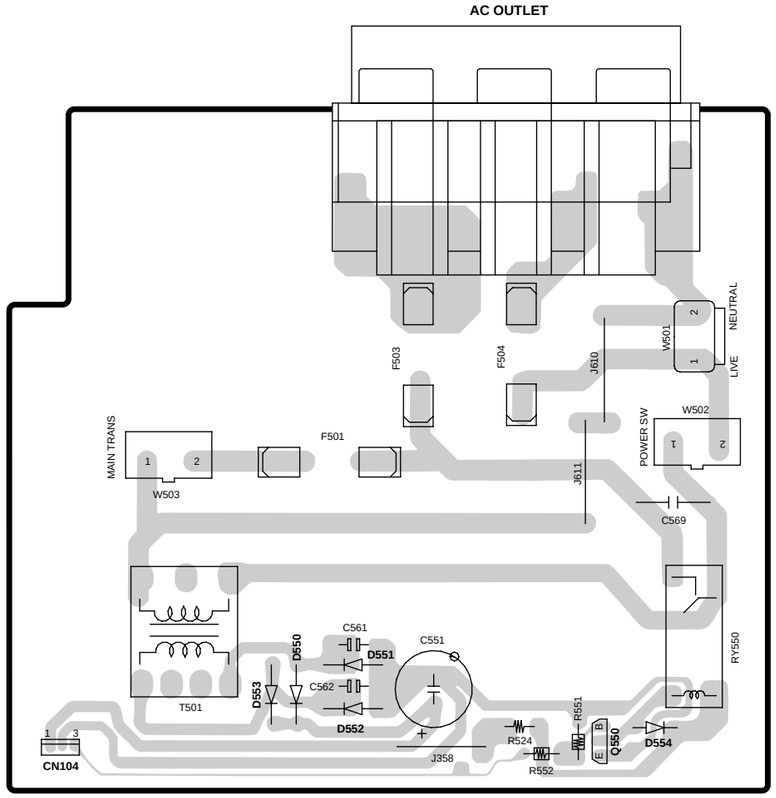

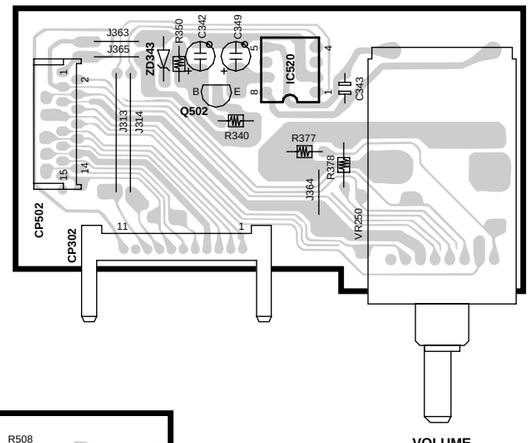

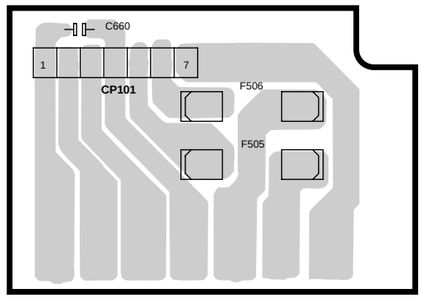

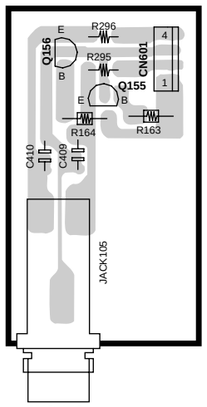

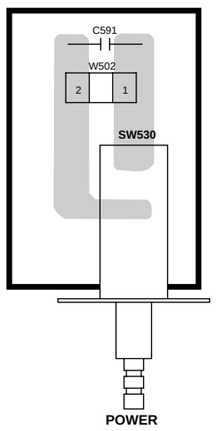

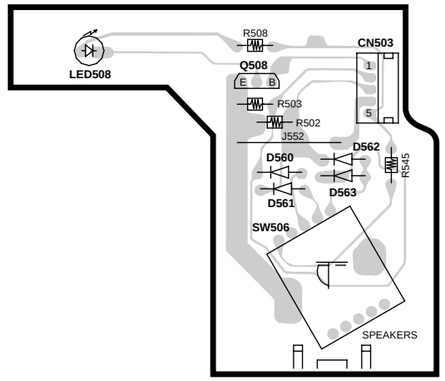

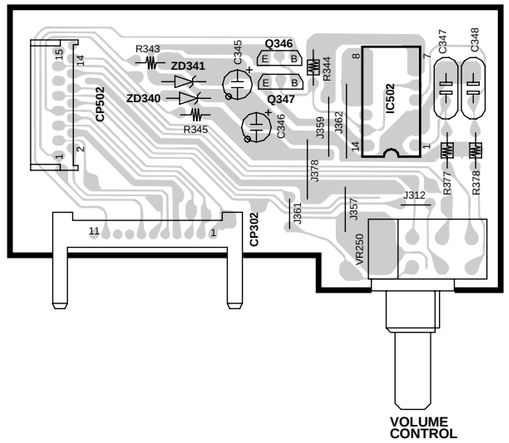

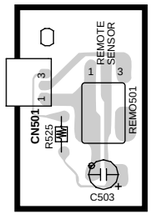

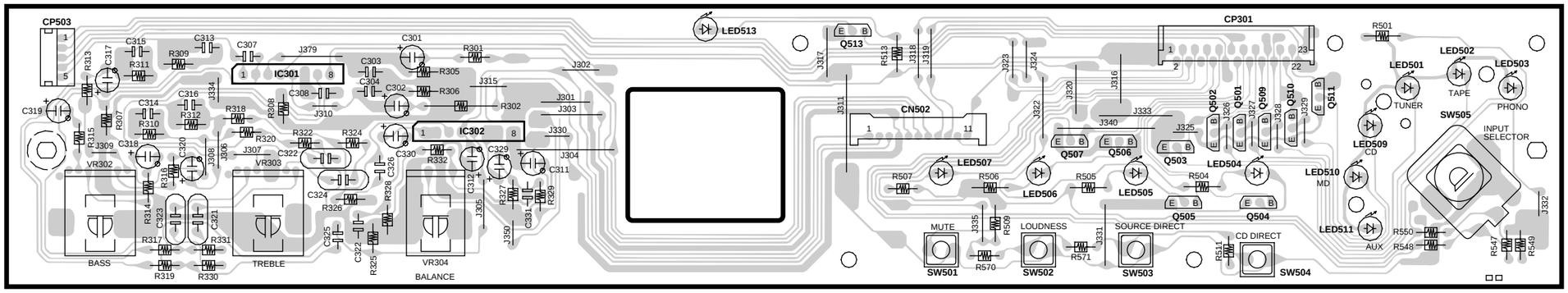

Refer to the schematic diagram for the value of resistors and capacitors.

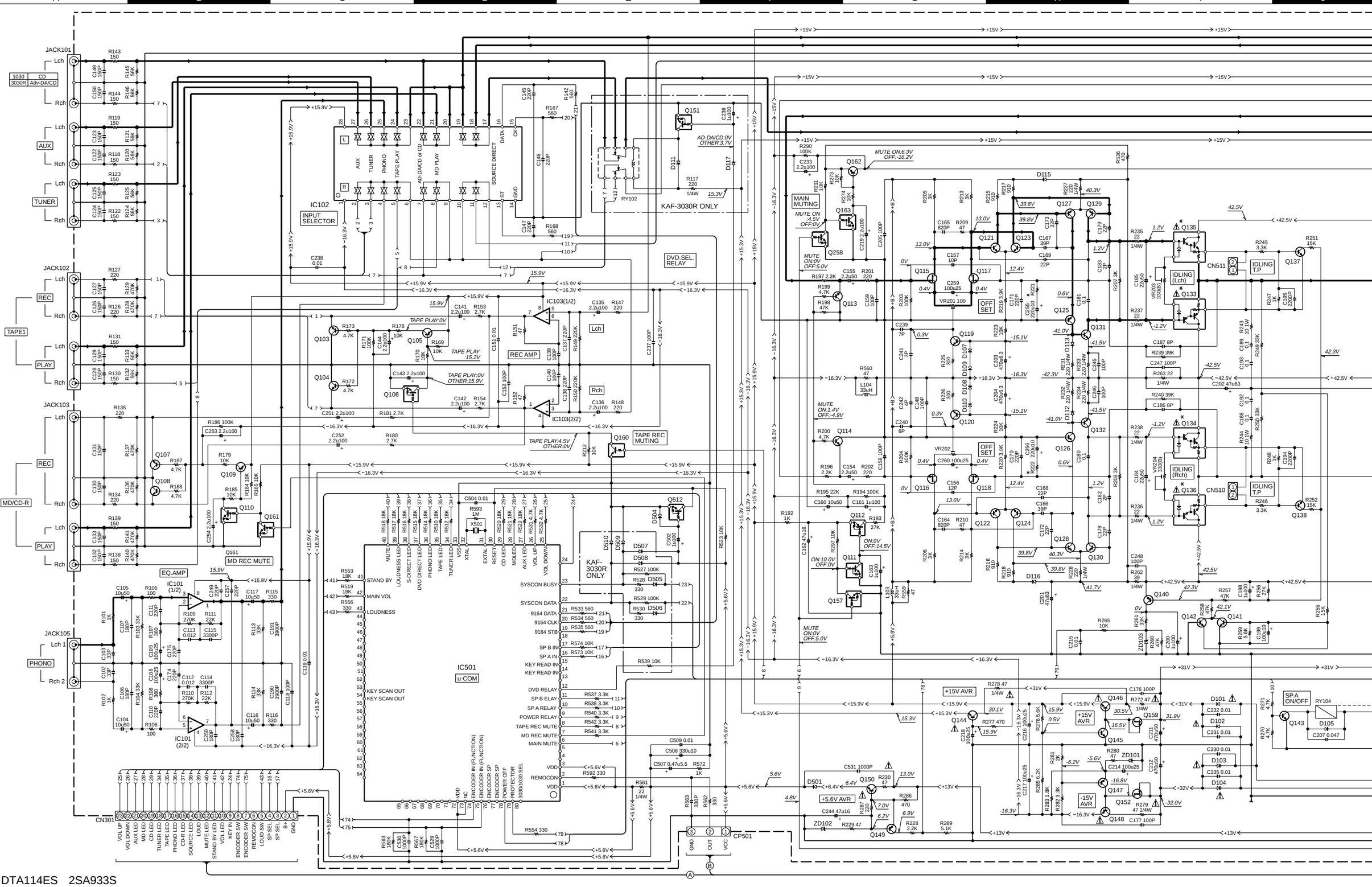

DTA114ES 2SA933S
DTA124ES 2SC1740SR
DTC114ES
DTC114TS
DTC124ES
DTC143TS

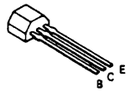

TRAIT5N
TRAIT5P

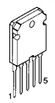

2SC2878

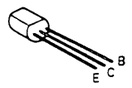

MC14066BCP

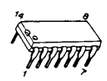

NJM4580L



2SK364

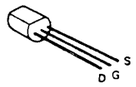

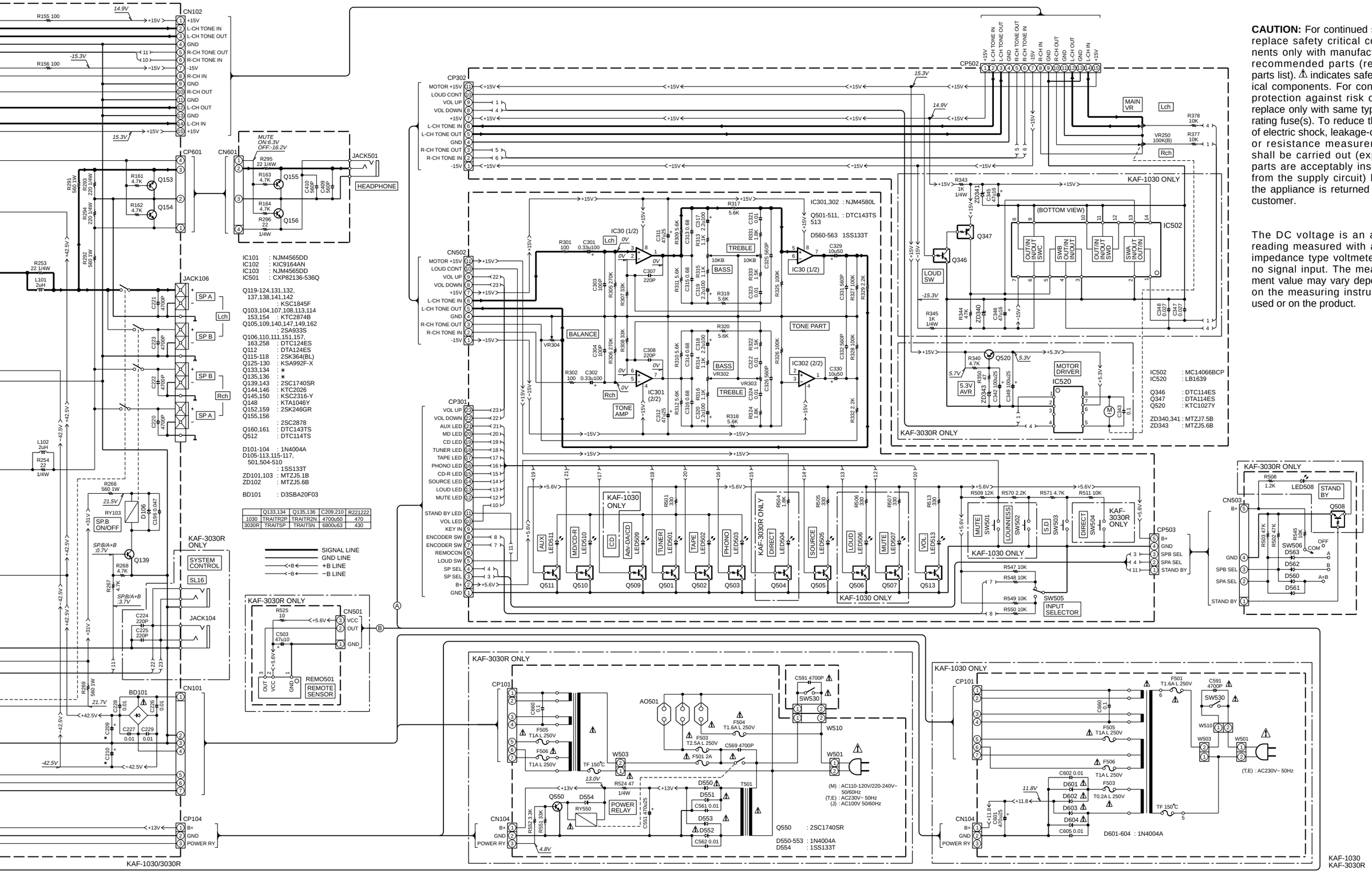

	Q133,134	Q135,136	C209,210	R221222
1030	TRAITR2P	TRAITR2N	4700u50	470
3030R	TRAIT5P	TRAIT5N	6800u63	430

D101-104 : 1N4004A
D105-113,115-117, 501,504-510 : 1SS133T
ZD101,103 : MTZJ5.1B
ZD102 : MTZJ5.6B
BD101 : D3SBA20F03

CAUTION: For continued safety, replace safety critical components only with manufacturer's recommended parts (refer to parts list). ⚠ indicates safety critical components. For continued protection against risk of fire, replace only with same type and rating fuse(s). To reduce the risk of electric shock, leakage-current or resistance measurements shall be carried out (exposed parts are acceptably insulated from the supply circuit) before the appliance is returned to the customer.

The DC voltage is an actual reading measured with a high impedance type voltmeter with no signal input. The measurement value may vary depending on the measuring instruments used or on the product.

KAF-1030/3030R

Y08-5772-70

KENWOOD

KAF-1030/3030R

EXPLODED VIEW (UNIT)

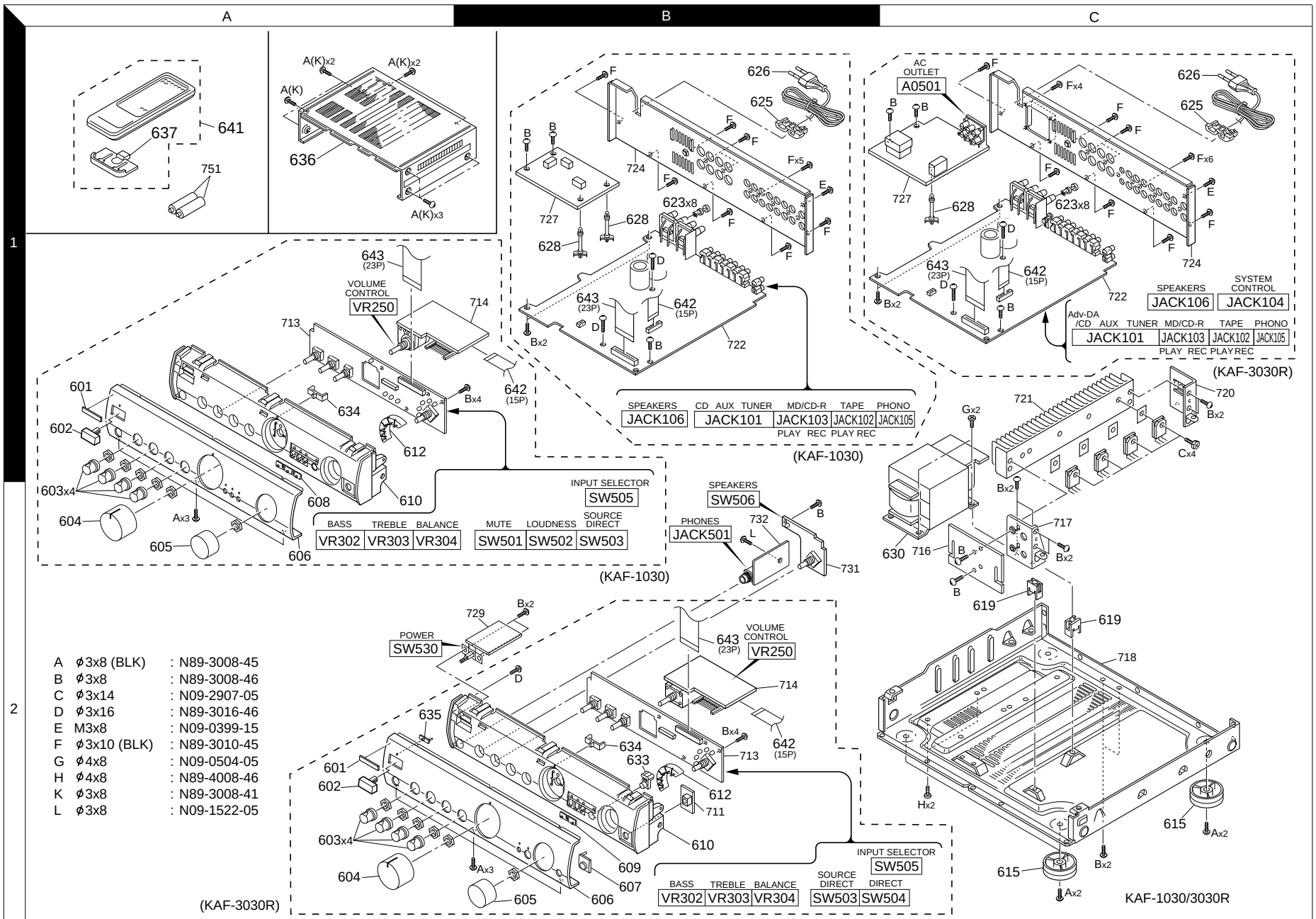

A	ø3x8 (BLK)	: N89-3008-45
B	ø3x8	: N89-3008-46
C	ø3x14	: N09-2907-05
D	ø3x16	: N89-3016-46
E	M3x8	: N09-0399-15
F	ø3x10 (BLK)	: N89-3010-45
G	ø4x8	: N09-0504-05
H	ø4x8	: N89-4008-46
K	ø3x8	: N89-3008-41
L	ø3x8	: N09-1522-05

Parts with exploded numbers larger than 700 are not supplied.

✻ New Parts
Parts without **Parts No.** are not supplied.
Les articles non mentionnes dans le **Parts No.** ne sont pas fournis.
Teile ohne **Parts No.** werden nicht geliefert.

❶

Ref. No	Address	New Parts	Parts No.	Description		Destination	Remarks
KAF-1030/3030R/3030R-S							
601	1A,2A		B43-0302-04	BADGE	5630000611010		
602	1A,2A	✻	K29-7862-08	BUTTON,POWER	5090210621000	ET	
602	1A,2A	✻	K29-7863-08	BUTTON,POWER	5097210621100	ESTS	3
603	2A	✻	K29-7860-08	KNOB,CON	5087210271000	ET	
603	2A	✻	K29-7861-08	KNOB,CON	5087210271100	ESTS	3
604	2A	✻	K29-7855-08	KNOB,VOL	5087210241000	ET	1
604	2A	✻	K29-7856-08	KNOB,VOL	5087210251000	ET	3
604	2A	✻	K29-7857-08	KNOB,VOL	5087210251100	ESTS	3
605	2A,2B	✻	K29-7858-08	KNOB,FUN	5087210261000	ET	
605	2B	✻	K29-7859-08	KNOB,FUN	5087210261100	ESTS	3
606	2A	✻	A60-1895-08	PANEL	3067210298000	ET	1
606	2B	✻	A60-1896-08	PANEL	3067210298100	ET	3
606	2B	✻	A60-1897-08	PANEL	3067210298110	ESTS	3
607	2B	✻	B11-1517-08	WINDOW,REMOCON	5070210323000		3
608	2A	✻	B19-1624-08	LENS,LOUD	3710210103000		1
609	2B	✻	B19-1626-08	LENS,DIRECT	3710210123000		3
610	2A	✻	A22-1847-08	FRAME	3210210081000	ET	1
610	2B	✻	A22-1848-08	FRAME	3210210081200	ET	3
610	2B	✻	A22-1849-08	FRAME	3217210081100	ESTS	3
612	1A,2B	✻	B19-1625-08	LENS,FUN	3710210113000		
615	2C	✻	J02-1404-13	FOOT ASSY	4008000601030		
619	2C		J19-5725-08	SUPPORTERX2	4070001601010		
623	1B,1C		N29-0035-05	RIVET,SPKR	1560000112010		
⚠ 625	1B,1C		J42-0083-05	STOPPER,AC CORD	4380210002000		
⚠ 626	1B,1C		E30-2718-05	CORD AC	L061040011010	EES	
⚠ 626	1B,1C		E30-2892-08	CORD AC	L061000290010	TTS	
628	1B,1C	✻	J19-6124-08	SUPPORTER,PCB	4070020113010		
⚠ 630	2C	✻	L07-2901-08	POWER TRANS	8200740630010		1
⚠ 630	2C	✻	L07-2902-08	POWER TRANS	8200760800010		3
633	2B	✻	K29-7864-08	BUTTON,DIRECT	5090210651000	ET	3
633	2B	✻	K29-7865-08	BUTTON,DIRECT	5097210651100	ESTS	3
634	1A,2B	✻	B19-1622-08	LENS,VOL	3710210083000		
635	2A	✻	B19-1623-08	LENS,POWER	3710210093000		3
636	1A	✻	A01-3781-08	CABINET	3000210116000	ET	
636	1A	✻	A01-3782-08	CABINET	3007210116100	ESTS	3
637	1A		A09-0170-08	BATTERY COVER			3
641	1A	✻	A70-1429-08	REMOCON(RC-A0301)	8300000320020		3
642	1B,1C	✻	E35-2687-08	CABLE,FLAT,15P	L301151150010		
643	1A,1B	✻	E35-2688-08	CABLE,FLAT,23P	L301181230010		
-			B46-0310-03	WARRANTY CARD	5720001980101	ET	
-			B46-0350-00	QUESTIONAIRE	5777011230010	TTS	
-		✻	B60-4527-08	INST MANUAL(EN)	5707210350040	TTS	
-		✻	B60-4528-08	INST MANUAL(ES)	5707210350010	EES	
-		✻	B60-4529-08	INST MANUAL(FR)	5707210350020	EES	
-		✻	B60-4530-08	INST MANUAL(GE)	5707210350050	EES	
-		✻	B60-4531-08	INST MANUAL(IT)	5707210350060	EES	
-		✻	B60-4532-08	INST MANUAL(NE)	5707210350070	EES	
-		✻	G13-2505-08	CUSHION SNOW	6230210174000		
-			H25-1573-08	POLY BAG,SET	6337000409030		
-			H25-1601-08	POLY BAG	6337000240010	EES	
-		✻	H50-3620-08	BOX GIFT	6007210170000	ET	1
-		✻	H50-3622-08	BOX GIFT	6007210170020	ESTS	3
-		✻	H50-3623-08	BOX GIFT	6007210170010	ET	3

L : Scandinavia **K :** USA **P :** Canada **R :** Mexico **C :** China **I :** Malaysia **1 :** KAF-1030
Y : PX(Far East,Hawaii) **T :** England **E :** Europe **G :** Germany **V :** China(Shanghai) **S :** SILVER **3 :** KAF-3030R
Y : AAFES(Europe) **X :** Australia **Q :** Russia **H :** Korea **M :** Other Areas ⚠ indicates safety critical components .

✻ New Parts
Parts without **Parts No.** are not supplied.
Les articles non mentionnes dans le **Parts No.** ne sont pas fournis.
Teile ohne **Parts No.** werden nicht geliefert.

❷

Ref. No	Address	New Parts	Parts No.	Description			Destination	Remarks
ELECTRICAL PARTS								
LED501-3		✻	B30-2545-05	LED,P15-RD	K500052016010			
LED504			B30-2551-05	LED,BLUE	K500036000010			3
LED505		✻	B30-2545-05	LED,P15-RD	K500052016010			
LED506,7		✻	B30-2545-05	LED,P15-RD	K500052016010			1
LED508		✻	B30-2545-05	LED,P15-RD	K500052016010			3
LED509-11		✻	B30-2524-05	LED,P15-RD	K500052016010			
LED513		✻	B30-2524-05	LED,P15-RD	K500052016010			
C102,103			CC45FSL1H330J	CERAMIC	33PF	J		
C104,105			CE04KW1H100M	ELECTRO	10UF	50WV		
C106,107			CC45FSL1H181J	CERAMIC	180PF	J		
C108,109			CE04KW1E101M	ELECTRO	100UF	25WV		
C110,111			CC45FSL1H221J	CERAMIC	220PF	J		
C112,113			CQ92FM1H123J	MYLAR	0.012UF	J		
C114,115			CQ92FM1H332J	MYLAR	3300PF	J		
C116,117			CE04KW1H100M	ELECTRO	10UF	50WV		
C118			CC45FSL1H101J	CERAMIC	100PF	J		
C119			CK45FB1H103K	CERAMIC	0.010UF	K		
C122-133			CC45FSL1H151J	CERAMIC	150PF	J		
C135,136			CE04KW2A2R2M	ELECTRO	2.2UF	100WV		
C137,138			CC45FSL1H221J	CERAMIC	220PF	J		
C139,140			CC45FSL1H101J	CERAMIC	100PF	J		
C141-144			CE04KW2A2R2M	ELECTRO	2.2UF	100WV		
C145-147			CC45FSL1H221J	CERAMIC	220PF	J		
C148			CC45FSL1H101J	CERAMIC	100PF	J		
C149,150			CC45FSL1H151J	CERAMIC	150PF	J		
C151			CK45FB1H103K	CERAMIC	0.010UF	K		
C152			CC45FSL1H101J	CERAMIC	100PF	J		
C154,155			CE04KW1H2R2M	ELECTRO	2.2UF	50WV		
C156			CC45FSL1H120J	CERAMIC	12PF	J		
C157			CC45FSL1H100D	CERAMIC	10PF	D		
C158,159			CC45FSL1H101J	CERAMIC	100PF	J		
C160			CE04KW1H100M	ELECTRO	10UF	50WV		
C161			CE04KW2A010M	ELECTRO	1.0UF	100WV		
C162			CE04KW1C470M	ELECTRO	47UF	16WV		
C163			CE04KW2A010M	ELECTRO	1.0UF	100WV		
C164,165			CK45FB1H821K	CERAMIC	820PF	K		
C166,167			CC45FSL1H390J	CERAMIC	39PF	J		
C168,169			CC45FSL1H220J	CERAMIC	22PF	J		
C170,171			CC45FSL1H221J	CERAMIC	220PF	J		
C172,173			CC45FSL1H220J	CERAMIC	22PF	J		
C174,175			CC45FSL1H221J	CERAMIC	220PF	J		
C176,177			CC45FSL1H101J	CERAMIC	100PF	J		
C178,179			CC45FSL1H220J	CERAMIC	22PF	J		
C180,181			CK45FB1H104Z	CERAMIC	0.10UF	Z		
C182,183			CC45FSL1H020C	CERAMIC	2.0PF	C		
C184,185			CE04KW1H220M	ELECTRO	22UF	50WV		
C186,187			CC45FSL1H080D	CERAMIC	8.0PF	D		
C188,189			CQ92FM1H104J	MYLAR	0.10UF	J		
C190,191			CQ92FM1H392J	MYLAR	3900PF	J		
C192,193			CQ92FM1H104J	MYLAR	0.10UF	J		
C194,195			CK45FB1H222Z	CERAMIC	2200PF	Z		
C196			CQ92FM1H473J	MYLAR	0.047UF	J		

L : Scandinavia **K :** USA **P :** Canada **R :** Mexico **C :** China **I :** Malaysia **1 :** KAF-1030
Y : PX(Far East,Hawaii) **T :** England **E :** Europe **G :** Germany **V :** China(Shanghai) **S :** SILVER **3 :** KAF-3030R
Y : AAFES(Europe) **X :** Australia **Q :** Russia **H :** Korea **M :** Other Areas ⚠ indicates safety critical components .

✻ New Parts
Parts without **Parts No.** are not supplied.
Les articles non mentionnes dans le **Parts No.** ne sont pas fournis.
Teile ohne **Parts No.** werden nicht geliefert.

❸

Ref. No	Add-ress	New Parts	Parts No.	Description			Desti-nation	Re-marks
C198			CE04KW2A010M	ELECTRO	1.0UF	100WV		
C199			CE04KW1A101M	ELECTRO	100UF	10WV		
C200			CE04KW2A010M	ELECTRO	1.0UF	100WV		
C201,202			CE04KW1J470M	ELECTRO	47UF	63WV		
C203,204			CE04KW0J471M	ELECTRO	470UF	6.3WV		
C205			CC45FSL1H101J	CERAMIC	100PF	J		
C207			CQ92FM1H473J	MYLAR	0.047UF	J		
C209,210		✻	C90-3939-08	ELECTRO	4700UF	50WV		1
C209,210		✻	C90-3940-08	ELECTRO	6800UF	63WV		3
C211,212			CE04KW1H471M	ELECTRO	470UF	50WV		
C214			CE04KW1E101M	ELECTRO	100UF	25WV		
C215			CK45FB1H103K	CERAMIC	0.010UF	K		
C216,217			CE04KW1E101M	ELECTRO	100UF	25WV		
C218			CE04KW1E101M	ELECTRO	100UF	25WV		
C219			CE04KW2A2R2M	ELECTRO	2.2UF	100WV		
C220-223			CQ92FM1H472J	MYLAR	4700PF	J		
C224,225			CC45FSL1H221J	CERAMIC	220PF	J		3
C226-232			CK45FB2H103Z	CERAMIC	0.010UF	Z		
C233			CE04KW2A2R2M	ELECTRO	2.2UF	100WV		
C235			CK45FB2H103Z	CERAMIC	0.010UF	Z		
C236			CE04KW2A010M	ELECTRO	1.0UF	100WV		3
C237			CC45FSL1H101J	CERAMIC	100PF	J		
C238			CK45FB1H103K	CERAMIC	0.010UF	K		
C239			CC45FSL1H070C	CERAMIC	7.0PF	C		
C240			CC45FSL1H060D	CERAMIC	6.0PF	D		
C241			CC45FSL1H030C	CERAMIC	3.0PF	C		
C242			CC45FCH1H040C	CERAMIC	4.0PF	C		
C244			CE04KW1C470M	ELECTRO	47UF	16WV		
C245-248			CC45FSL1H101J	CERAMIC	100PF	J		
C249			CC45FSL1H221J	CERAMIC	220PF	J		
C250			CC45FSL1H181J	CERAMIC	180PF	J		
C251-254			CE04KW2A2R2M	ELECTRO	2.2UF	100WV		
C255,256			CE04KW1A221M	ELECTRO	220UF	10WV		
C257			CC45FSL1H221J	CERAMIC	220PF	J		
C258			CC45FSL1H181J	CERAMIC	180PF	J		
C259,260			CE04KW1E101M	ELECTRO	100UF	25WV		
C301,302			CE04KW2AR33M	ELECTRO	0.33UF	100WV		
C303,304			CC45FSL1H101J	CERAMIC	100PF	J		
C307,308			CC45FCH1H221J	CERAMIC	220PF	J		
C311,312			CE04KW1E470M	ELECTRO	47UF	25WV		
C313-316			CQ92FM1H684J	MYLAR	0.68UF	J		
C317-320			CE04KW2A2R2M	ELECTRO	2.2UF	100WV		
C321-324			CQ92FM1H103J	MYLAR	0.010UF	J		
C325,326			CK45FB1H561J	CERAMIC	560PF	J		
C329,330			CE04KW1H100M	ELECTRO	10UF	50WV		
C331,332			CK45FB1H561J	CERAMIC	560PF	J		
C342			CE04KW1E101M	ELECTRO	100UF	25WV		3
C343			CK45FB1H104Z	CERAMIC	0.10UF	Z		3
C345,346			CE04KW1C470M	ELECTRO	47UF	16WV		1
C347,348			CQ92FM1H273J	MYLAR	0.027UF	J		1
C349			CE04KW1E101M	ELECTRO	100UF	25WV		3
C409,410			CK45FB1H561J	CERAMIC	560PF	J		
C502			CE04KW2A010M	ELECTRO	1.0UF	100WV		
C503			CE04KW1A470M	ELECTRO	47UF	10WV		3
C504			CK45FB1H103K	CERAMIC	0.010UF	K		

L : Scandinavia **K** : USA **P** : Canada **R** : Mexico **C** : China **I** : Malaysia **1** : KAF-1030
Y : PX(Far East,Hawaii) **T** : England **E** : Europe **G** : Germany **V** : China(Shanghai) **S** : SILVER **3** : KAF-3030R
Y : AAFES(Europe) **X** : Australia **Q** : Russia **H** : Korea **M** : Other Areas ⚠ indicates safety critical components .

✻ New Parts
Parts without **Parts No.** are not supplied.
Les articles non mentionnes dans le **Parts No.** ne sont pas fournis.
Teile ohne **Parts No.** werden nicht geliefert.

❹

Ref. No	Add-ress	New Parts	Parts No.	Description				Desti-nation	Re-marks
C507			C90-3741-08	BACKUP C	0.047F	5.5WV			
C508			CE04KW1A331M	ELECTRO	330UF	10WV			
C509			CQ92FM1H103J	MYLAR	0.010UF	J			
C529,530			CK45FB1H102Z	CERAMIC	1000PF	Z			
C531			CQ92FM1H102J	MYLAR	1000PF	J			
C551			CE04KW1E471M	ELECTRO	470UF	25WV			3
C561,562			CK45FB2H103Z	CERAMIC	0.010UF	Z			3
C563			CC45FSL1H331J	CERAMIC	330PF	J			
⚠ C569		✻	C91-1571-08	CERAMIC	0.0047UF	250VAC			3
⚠ C591		✻	C91-1571-08	CERAMIC	0.0047UF	250VAC			
C601			CE04KW1E471M	ELECTRO	470UF	25WV			1
C602			CK45FB2H103Z	CERAMIC	0.010UF	Z			1
C605			CK45FB2H103Z	CERAMIC	0.010UF	Z			1
C660			CK45FB1E104Z	CERAMIC	0.10UF	Z			
⚠ AO501			E03-0322-08	SOCKET,POWER	G435000150000			TTS	3
⚠ AO501			E03-0338-08	SOCKET,POWER	G435000160020			EES	3
CN102		✻	E40-8703-08	CN,FPC,15P	L131520451545				
CN301		✻	E40-8704-08	CN,FPC,23P	L131520452345				
CP301		✻	E40-8702-08	CN,FPC,23P	L131520442345				
CP502		✻	E40-8701-08	CN,FPC,15P	L131520441545				
JACK101			E63-0187-08	RCA,6P	G603060046020				1
JACK101		✻	E63-1165-08	RCA,6P	G603060046070				3
JACK102,103			E63-0186-08	RCA,4P	G602040045000				
JACK104			E11-0333-08	JACK,D3.5	G401496000010				3
JACK105			E63-0189-08	RCA,2P	G601020044000				
JACK106			E70-0104-08	BOARD SCREW,8P	G61408103600A				
JACK501			E11-0263-08	JACK,D6.5	G402038400040				
⚠ F501			F05-1623-05	FUSE,1.6A	G650162251160				1
⚠ F501			F06-2021-05	FUSE,2A	G650202251160				3
⚠ F503			F05-2015-05	FUSE,0.2A	G650201251160				1
⚠ F503			F05-2525-05	FUSE,2.5A	G650252251160				3
⚠ F504			F05-1623-05	FUSE,1.6A	G650162251160				3
⚠ F505,506			F06-1022-05	FUSE,1A	G650102251160				
L101,102			L39-1374-08	COIL,2UH	D310030000010				
L103,104			L40-3301-17	COIL,33UH	D330330700520				
⚠ T501			L07-1987-08	POWER TRANS	8200280004000				3
X501			L78-0294-05	RESONATOR	E830100000050				
R117			RN14BK2E2200F	RN	220	F	1/4W		3
R227,228			RN14BK2E2200F	RN	220	F	1/4W		
R230			RD14BB2C470J	RD	47	J	1/6W		
R231-234			RN14BK2E2200F	RN	220	F	1/4W		
R235-238			RN14BK2E22R0F	RN	22	F	1/4W		
R243,244			RS14GB3A100J	FL-PROOF RS	10	J	1W		
R262			RN14BK2E39R0F	RN	39	F	1/4W		
R263			RN14BK2E22R0F	RN	22	F	1/4W		
R266			RS14GB3A561J	FL-PROOF RS	560	J	1W		
R269			RS14GB3A561J	FL-PROOF RS	560	J	1W		
⚠ R272			RN14BK2E47R0F	RN	47	F	1/4W		
⚠ R278			RN14BK2E47R0F	RN	47	F	1/4W		
⚠ R279			RN14BK2E47R0F	RN	47	F	1/4W		
R291,292			RS14GB3A561J	FL-PROOF RS	560	J	1W		
R293,294			RN14BK2E2200F	RN	220	F	1/4W		
R295,296			RN14BK2E22R0F	RN	22	F	1/4W		
R343			RN14BK2E1001F	RN	1.00K	F	1/4W		1

L : Scandinavia **K** : USA **P** : Canada **R** : Mexico **C** : China **I** : Malaysia **1** : KAF-1030
Y : PX(Far East,Hawaii) **T** : England **E** : Europe **G** : Germany **V** : China(Shanghai) **S** : SILVER **3** : KAF-3030R
Y : AAFES(Europe) **X** : Australia **Q** : Russia **H** : Korea **M** : Other Areas ⚠ indicates safety critical components .

✻ New Parts
Parts without **Parts No.** are not supplied.
Les articles non mentionnes dans le **Parts No.** ne sont pas fournis.
Teile ohne **Parts No.** werden nicht geliefert.

5

Ref. No	Address	New Parts	Parts No.	Description	Destination	Remarks
			RN14BK2E1001F	RN 1.00K F 1/4W		1
⚠	R524			RN14BK2E47R0F	RN 47 F 1/4W		3
	VR201,202			R12-0604-05	VR,SEMI C544101015100		
	VR203,204			R12-0606-05	VR,SEMI C544331015010		
	VR250		✻	R39-0029-08	VR,ROTARY C455121405100		1
	VR250		✻	R39-0030-08	VR,ROTARY C495121400260		3
	VR302,303		✻	R39-0028-08	VR,ROTARY C454121300400		
	VR304		✻	R39-0027-08	VR,ROTARY C452112400150		
	RY102		✻	S76-0113-08	RELAY G680000250010		3
	RY103,104			S76-0076-05	RELAY G680242000000		
⚠	RY550			S76-0090-05	RELAY G680090502010		3
	SW501,502			S70-0044-08	SW,TACT G180215050010		1
	SW503			S70-0044-08	SW,TACT G180215050010		
	SW504			S70-0044-08	SW,TACT G180215050010		3
	SW505			T99-0643-08	SW,ENCODER G121161220010		
	SW506		✻	S60-0038-08	SW,ROTARY G120141200010		
⚠	SW530		✻	S68-0131-08	SW,PUSH G000122006030		
⚠	BD101		✻	D3SBA20F03	DIODE,5A		
⚠	D101-104			1N4004A	DIODE		
	D105-110			1SS133T	DIODE		
	D111			1SS133T	DIODE		3
	D112,113			1SS133T	DIODE		
	D115,116			1SS133T	DIODE		
	D117			1SS133T	DIODE		3
	D501			1SS133T	DIODE		
	D504			1SS133T	DIODE		
	D505-510			1SS133T	DIODE		3
⚠	D550-553			1N4004A	DIODE		3
	D554			1SS133T	DIODE		3
	D560-563			1SS133T	DIODE		
⚠	D601-604			1N4004A	DIODE		1
	IC101			NJM4565DD	IC		
	IC102			KIC9164AN	IC		
	IC103			NJM4565DD	IC		
	IC301,302			NJM4580L	IC(OP AMP X2)		
	IC501		✻	CXP82316-536Q	IC		
	IC502			MC14066BCP	IC(BILATERAL SWITCH X4)		1
	IC520		✻	LB1639	IC		3
	Q103,104		✻	KTC2874B	TRANSISTOR		
	Q105			2SA933S	TRANSISTOR		
	Q106			DTC124ES	TRANSISTOR		
	Q107,108		✻	KTC2874B	TRANSISTOR		
	Q109			2SA933S	TRANSISTOR		
	Q110,111			DTC124ES	TRANSISTOR		
	Q112			DTA124ES	TRANSISTOR		
	Q113,114		✻	KTC2874B	TRANSISTOR		
	Q115-118			2SK364(BL)	FET		
	Q119-124			KSC1845F	TRANSISTOR		
	Q125-130			KSA992F-X	TRANSISTOR		
	Q131,132			KSC1845F	TRANSISTOR		
⚠	Q133,134			TRAITR2P	TRANSISTOR J501150000030		1
⚠	Q133,134		✻	TRAIT5P	TRANSISTOR J581050000010		3
⚠	Q135,136			TRAITR2N	TRANSISTOR J503150000030		1
⚠	Q135,136		✻	TRAIT5N	TRANSISTOR J583050000010		3

L : Scandinavia **K :** USA **P :** Canada **R :** Mexico **C :** China **I :** Malaysia **1 :** KAF-1030
Y : PX(Far East,Hawaii) **T :** England **E :** Europe **G :** Germany **V :** China(Shanghai) **S :** SILVER **3 :** KAF-3030R
Y : AAFES(Europe) **X :** Australia **Q :** Russia **H :** Korea **M :** Other Areas ⚠ indicates safety critical components .

✻ New Parts
Parts without **Parts No.** are not supplied.
Les articles non mentionnes dans le **Parts No.** ne sont pas fournis.
Teile ohne **Parts No.** werden nicht geliefert.

6

Ref. No	Address	New Parts	Parts No.	Description	Destination	Remarks
	Q137,138			KSC1845F	TRANSISTOR		
	Q139			2SC1740SR	TRANSISTOR		
	Q140			2SA933S	TRANSISTOR		
	Q141,142			KSC1845F	TRANSISTOR		
	Q143			2SC1740SR	TRANSISTOR		
⚠	Q144			KTC2026	TRANSISTOR		
	Q145			KSC2316-Y	TRANSISTOR		
⚠	Q146			KTC2026	TRANSISTOR		
	Q147			2SA933S	TRANSISTOR		
⚠	Q148		✻	KTA1046Y	TRANSISTOR		
	Q149			2SA933S	TRANSISTOR		
⚠	Q150			KSC2316-Y	TRANSISTOR		
	Q151			DTC124ES	TRANSISTOR		3
	Q152			2SK246GR	FET		
	Q153,154		✻	KTC2874B	TRANSISTOR		
	Q155,156			2SC2878	TRANSISTOR		
	Q157			DTC124ES	TRANSISTOR		
	Q159			2SK246GR	FET		
	Q160,161			DTC143TS	TRANSISTOR		
	Q162			2SA933S	TRANSISTOR		
	Q163			DTC124ES	TRANSISTOR		
	Q258			DTC124ES	TRANSISTOR		
	Q346			DTC114ES	TRANSISTOR		1
	Q347			DTA114ES	TRANSISTOR		1
	Q501-503			DTC143TS	TRANSISTOR		
	Q504			DTC143TS	TRANSISTOR		3
	Q505			DTC143TS	TRANSISTOR		
	Q506,507			DTC143TS	TRANSISTOR		1
	Q508			DTC143TS	TRANSISTOR		3
	Q509-511			DTC143TS	TRANSISTOR		
	Q512			DTC114TS	TRANSISTOR		
	Q513			DTC143TS	TRANSISTOR		
	Q520			KTC1027Y	TRANSISTOR		3
	Q550			2SC1740SR	TRANSISTOR		3
	REMO501		✻	W02-2765-08	MODULE,REMO E940000140020		3
	ZD101			MTZJ5.1B	ZENER DIODE		
	ZD102			MTZJ5.6B	ZENER DIODE		
	ZD103			MTZJ5.1B	ZENER DIODE		
	ZD340,341			MTZJ7.5B	ZENER DIODE		1
	ZD343			MTZJ5.6B	ZENER DIODE		3

L : Scandinavia **K :** USA **P :** Canada **R :** Mexico **C :** China **I :** Malaysia **1 :** KAF-1030
Y : PX(Far East,Hawaii) **T :** England **E :** Europe **G :** Germany **V :** China(Shanghai) **S :** SILVER **3 :** KAF-3030R
Y : AAFES(Europe) **X :** Australia **Q :** Russia **H :** Korea **M :** Other Areas ⚠ indicates safety critical components .

SPECIFICATIONS

KAF-3030R

Rated output power
(DIN) 1 kHz
at 8 Ω ..... 50 W + 50 W
at 4 Ω ..... 75 W + 75 W
(IEC/DIN) from 63 Hz to 12.5 kHz, 0.7 % T.H.D.
at 8 Ω ..... 50 W + 50 W
at 4 Ω ..... 75 W + 75 W
Effective output power
Except UK and Europe
(EIAJ) 1 kHz, 10 % T.H.D.
at 8 Ω ..... 60 W + 60 W
at 4 Ω ..... 90 W + 90 W
Damping factor ..... 42 (50 Hz)
Total harmonic distortion
..... 0.02 % (20 Hz ~ 20 kHz, 25 W, 8 Ω)
..... 0.002 % (1 kHz, 25 W, 8 Ω)
Frequency response (IHF'66)
Adv. DA / CD DIRECT..... 5 Hz ~ 100 kHz, +0 dB, –3 dB
Adv. DA / CD, MD/CD-R,
TUNER, TAPE, AUX ..... 5 Hz ~ 60 kHz, +0 dB, –3 dB
PHONO 'RIAA' response ... 20 Hz ~ 20 kHz, +1.0 dB, –1.0 dB
Maximum input level
PHONO (MM) ..... 100 mV, 0.5 % T.H.D. at 1 kHz
Signal to noise ratio
PHONO (MM) ..... 72 dB (IHF'66)
Adv. DA / CD, MD/CD-R,
TUNER, TAPE, AUX ..... 100 dB (IHF'66)
Adv. DA / CD DIRECT..... 102 dB (IHF'66)
PHONO (MM) ..... 60 dB (DIN, 50 mW output)
Adv. DA / CD, MD/CD-R,
TUNER, TAPE, AUX ..... 60 dB (DIN, 50 mW output)
Input sensitivity/impedance
PHONO (MM) ..... 2.5 mV/33 kΩ
Adv. DA / CD, MD/CD-R,
TUNER, TAPE, AUX ..... 200 mV/47 kΩ
Tone control
BASS ..... ±6 dB (at 100 Hz)
TREBLE ..... ±6 dB (at 10 kHz)
Output level/impedance
MD/CD-R REC, TAPE REC, ... 200 mV/2.7 kΩ

General

Power consumption ..... 150 W
AC outlet
SWITCHED ..... 2 (total 200 W max.)
UNSWITCHED ..... 1 (100 W max.)
Dimensions ..... W: 440 mm
H: 95 mm
D: 400 mm
Weight (net) ..... 7.8 kg

KAF-1030

Rated output power
(DIN) 1 kHz
at 8 Ω ..... 40 W + 40 W
at 4 Ω ..... 60 W + 60 W
(IEC/DIN) from 63 Hz to 12.5 kHz, 0.7 % T.H.D.
at 8 Ω ..... 40 W + 40 W
at 4 Ω ..... 60 W + 60 W
Effective output power
Except UK and Europe
(EIAJ) 1 kHz, 10 % T.H.D.
at 8 Ω ..... 55 W + 55 W
at 4 Ω ..... 75 W + 75 W
Damping factor ..... 42 (50 Hz)
Total harmonic distortion
..... 0.02 % (20 Hz ~ 20 kHz, 20 W, 8 Ω)
..... 0.002 % (1 kHz, 20 W, 8 Ω)
Frequency response (IHF'66)
SOURCE DIRECT ..... 5 Hz ~ 85 kHz, +0 dB, –3 dB
CD, MD/CD-R,
TUNER, TAPE, AUX ..... 5 Hz ~ 60 kHz, +0 dB, –3 dB
PHONO 'RIAA' response ... 20 Hz ~ 20 kHz, +1.0 dB, –1.0 dB
Maximum input level
PHONO (MM) ..... 100 mV, 0.5 % T.H.D. at 1 kHz
Signal to noise ratio
PHONO (MM) ..... 72 dB (IHF'66)
CD, MD/CD-R, TUNER, TAPE, AUX ..... 100 dB (IHF'66)
PHONO (MM) ..... 60 dB (DIN, 50 mW output)
CD, MD/CD-R,
TUNER, TAPE, AUX ..... 60 dB (DIN, 50 mW output)
Input sensitivity/impedance
PHONO (MM) ..... 2.5 mV/33 kΩ
CD, MD/CD-R, TUNER, TAPE, AUX ..... 200 mV/47 kΩ
Tone control
BASS ..... ±6 dB (at 100 Hz)
TREBLE ..... ±6 dB (at 10 kHz)
LOUDNESS control
VOLUME at –30 dB level ..... +9 dB (at 100 Hz)
Output level/impedance
MD/CD-R REC, TAPE REC, ... 200 mV/2.7 kΩ

General

Power consumption ..... 130 W
Dimensions ..... W: 440 mm
H: 95 mm
D: 400 mm
Weight (net) ..... 7.2 kg

Notes

1. KENWOOD follows a policy of continuous advancements in development. For this reason specifications may be changed without notice.
2. The full performance may not be exhibited in extremely cold locations (below freezing).

KAF-1030/3030R

Note:
Component and circuit are subject to modification to insure best operation under differing local conditions. This manual is based on Europe (E) standard, and provides information on regional circuit modification through use of alternate schematic diagrams, and information on regional component variations through use of parts list.

KENWOOD CORPORATION
14-6,Dogenzaka 1-chome, Shibuya-ku, Tokyo, 150-8501 Japan

KENWOOD SERVICE CORPORATION
P.O BOX 22745, 2201 East Dominguez St., Long Beach, CA 90801-5745, U.S.A.

KENWOOD ELECTRONICS CANADA INC.
6070 Kestrel Road, Mississauga, Ontario, Canada L5T 1S8

KENWOOD ELECTRONICS LATIN AMERICA S.A.
P.O BOX 55-2791, Piso 6 plaza Chase, Cl. 47 y Aquilino de la Guardia Panama, Republic de Panama

KENWOOD ELECTRONICS BRASIL LTDA.
Av. Moema, 170-17°, Andar-Cobertura "B", Ed. Maximum Service Center, 04077-020 Moema, São Paulo-SP-Brasil

KENWOOD ELECTRONICS U.K. LIMITED
KENWOOD House, Dwight Road, Watford, Herts., WD1 8EB., United Kingdom

KENWOOD ELECTRONICS BELGUM N.V.
Meachelsesteenweg 418, B-1930 Zaventem, Belgium

KENWOOD ELECTRONICS DEUTSCHLAND GMBH
Rembrücker Str. 15, 63150 Heusenstamm, Germany

KENWOOD ELECTRONICS FRANCE S.A.
13 Boulevard Ney, 75018 Paris, France

KENWOOD ELECTRONICS ITALIA S.p.A.
Via G. Sirtori, 7/9 20129, Milano, Italy

KENWOOD IBÉRICA S.A.
Bolivia, 239-08020 Barcelona, Spain

KENWOOD ELECTRONICS AUSTRALIA PTY. LTD.
(A.C.N. 001 499 074)
16 Giffnock Avenue, North Ryde, N.S.W. 2113, Australia

KENWOOD ELECTRONICS (HONG KONG) LTD.
Unit 3712-3724, Level 37, Tower 1, Metroplaza, 223 Hing Fong Road, Kwai Fong N.T., Hong Kong

KENWOOD ELECTRONICS GULF FZE
P.O.Box 61318, Jebel Ali, Dubai, U.A.E.

KENWOOD ELECTRONICS SINGAPORE PTE LTD.
No. 1 Genting Lane #02-02, KENWOOD Building, Singapore, 349544

KENWOOD ELECTRONICS (MALAYSIA) SDN BHD.
#4.01 Level 4, Wisma Academy Lot 4A, Jalan 19/1 46300 Petaling Jaya Selangor Darul Ehsan Malaysia

KENWOOD ELECTRONICS (THAILAND) CO., LTD.
2019 New Pechburi Road, Bangkapi, Huaykwang, Bangkok, 10320 Thailand