PIONEER

CT-F9191

NB
FV
FP

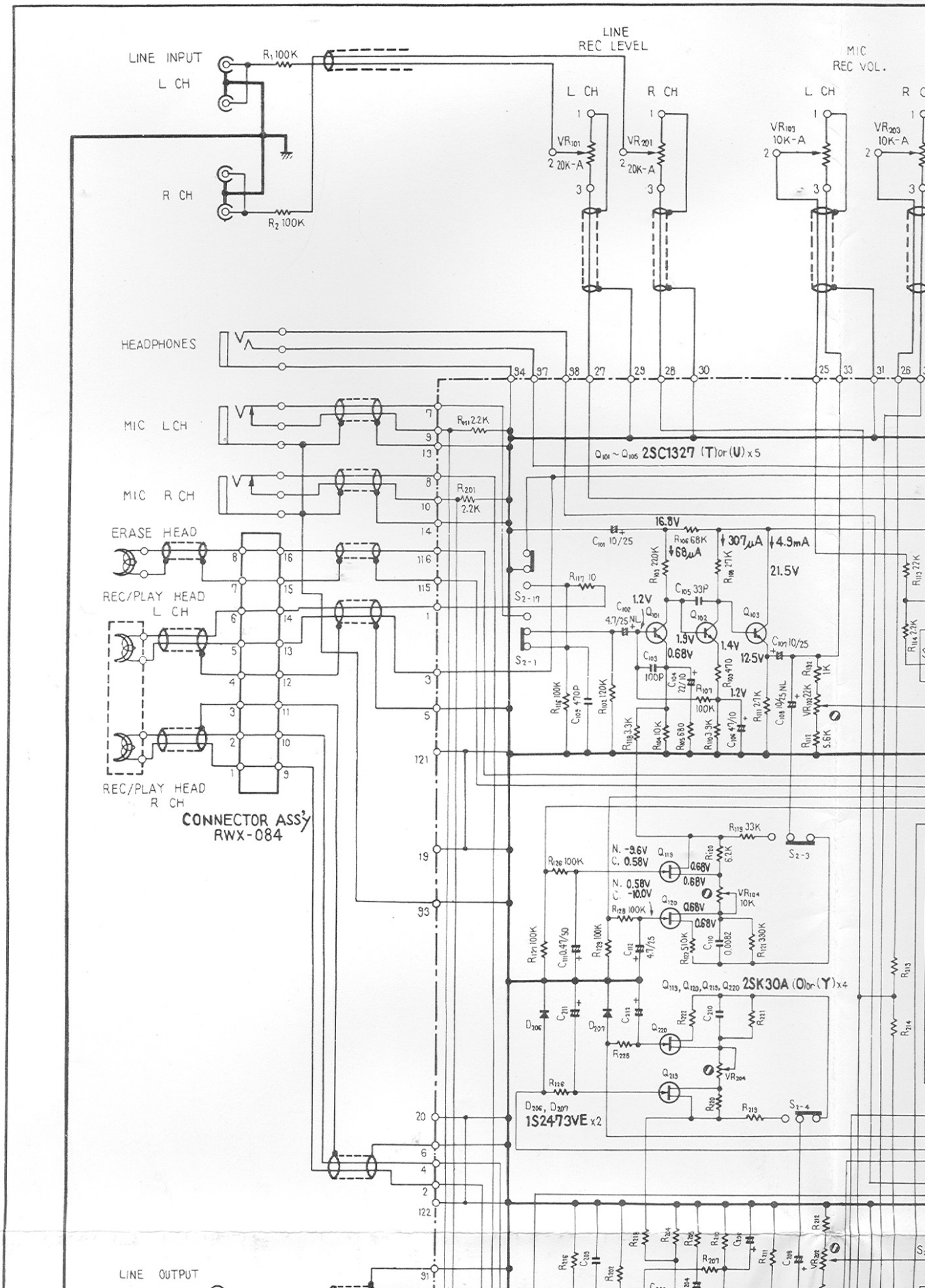

01 NB FV FP

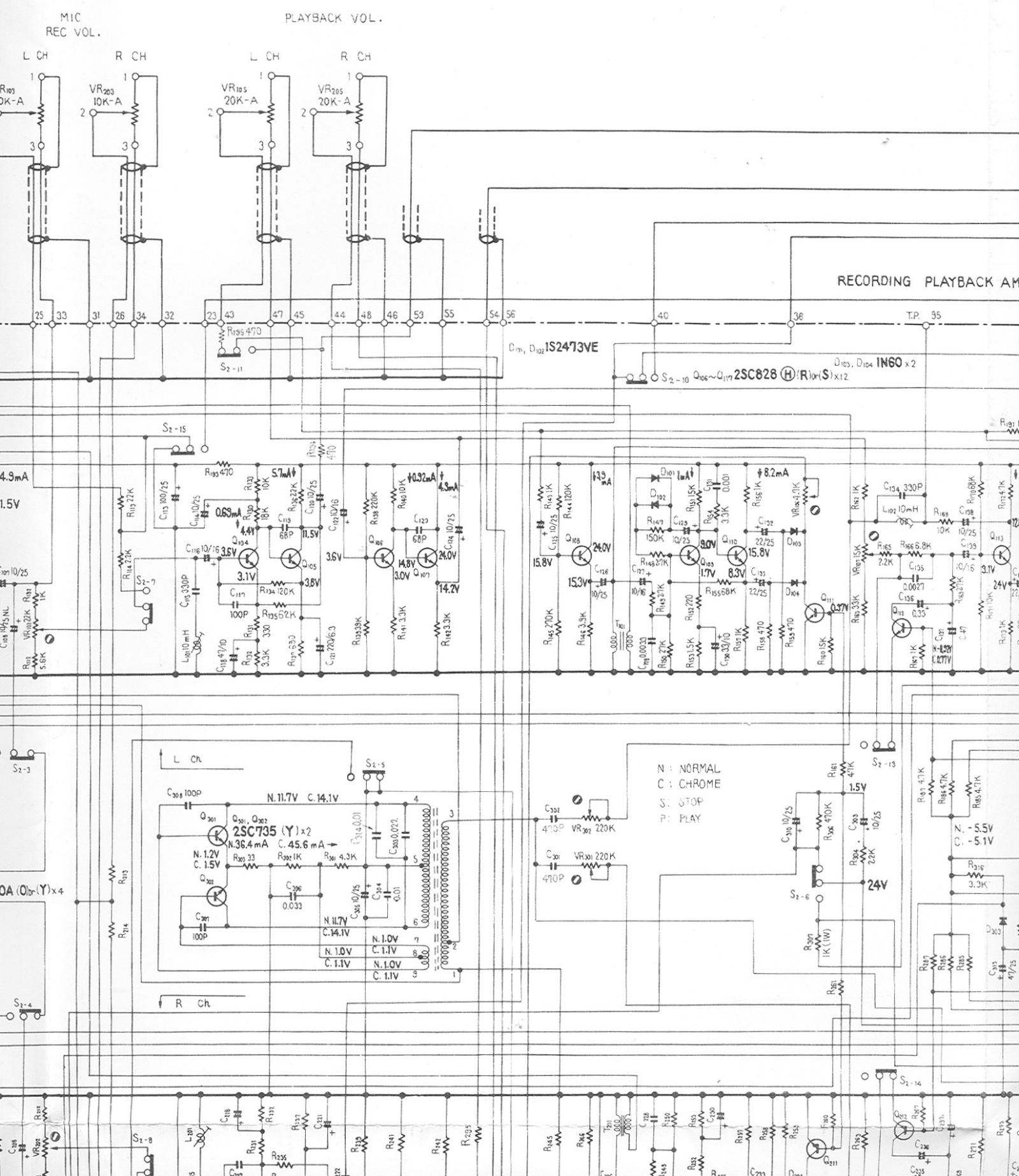

MIC REC VOL.
PLAYBACK VOL.
L CH
R CH
VR203 10K-A
VR105 20K-A
VR205 20K-A
RECORDING PLAYBACK AM
D101, D102 1S2473VE
D103, D104 1N60 x2
Q106~Q117 2SC828 (H)(R)or(S)x12
2SC735 (Y)x2
N : NORMAL
C : CHROME
S : STOP
P : PLAY
L Ch
R Ch

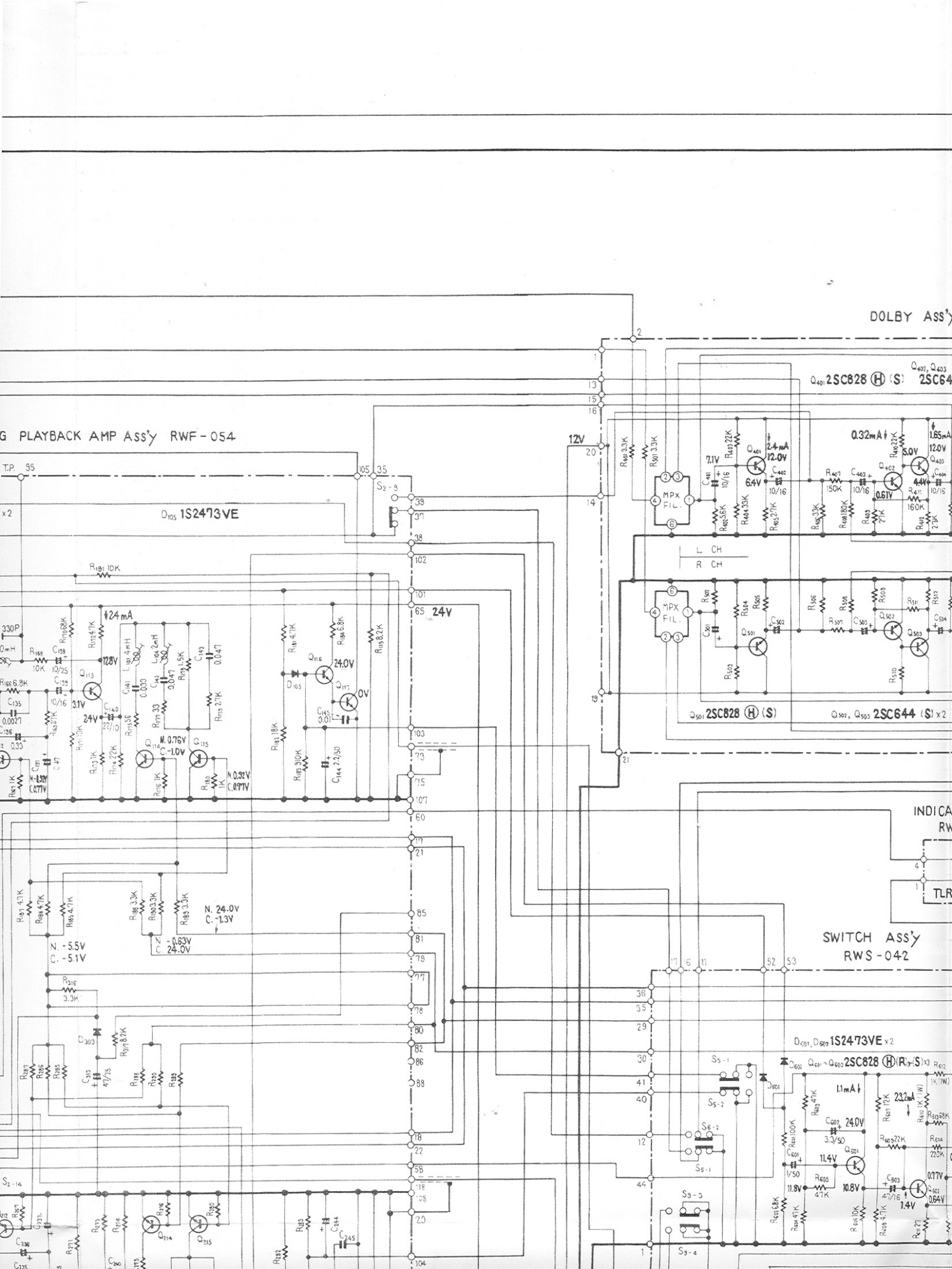

DOLBY ASS'Y
G PLAYBACK AMP ASS'Y RWF-054
D105 1S2473VE
Q401 2SC828 (H) (S)
Q402, Q403 2SC64
Q501 2SC828 (H) (S)
Q502, Q503 2SC644 (S) x2
MPX FIL.
L CH
R CH
12V
24V
INDICA
RW
TLR
SWITCH ASS'Y
RWS-042
D601, D602 1S2473VE x2
Q601 ~ Q603 2SC828 (H)(R)-(S) x3
N. -5.5V
C. -5.1V
N. -0.63V
C. 24.0V
N. 24.0V
C. -1.3V

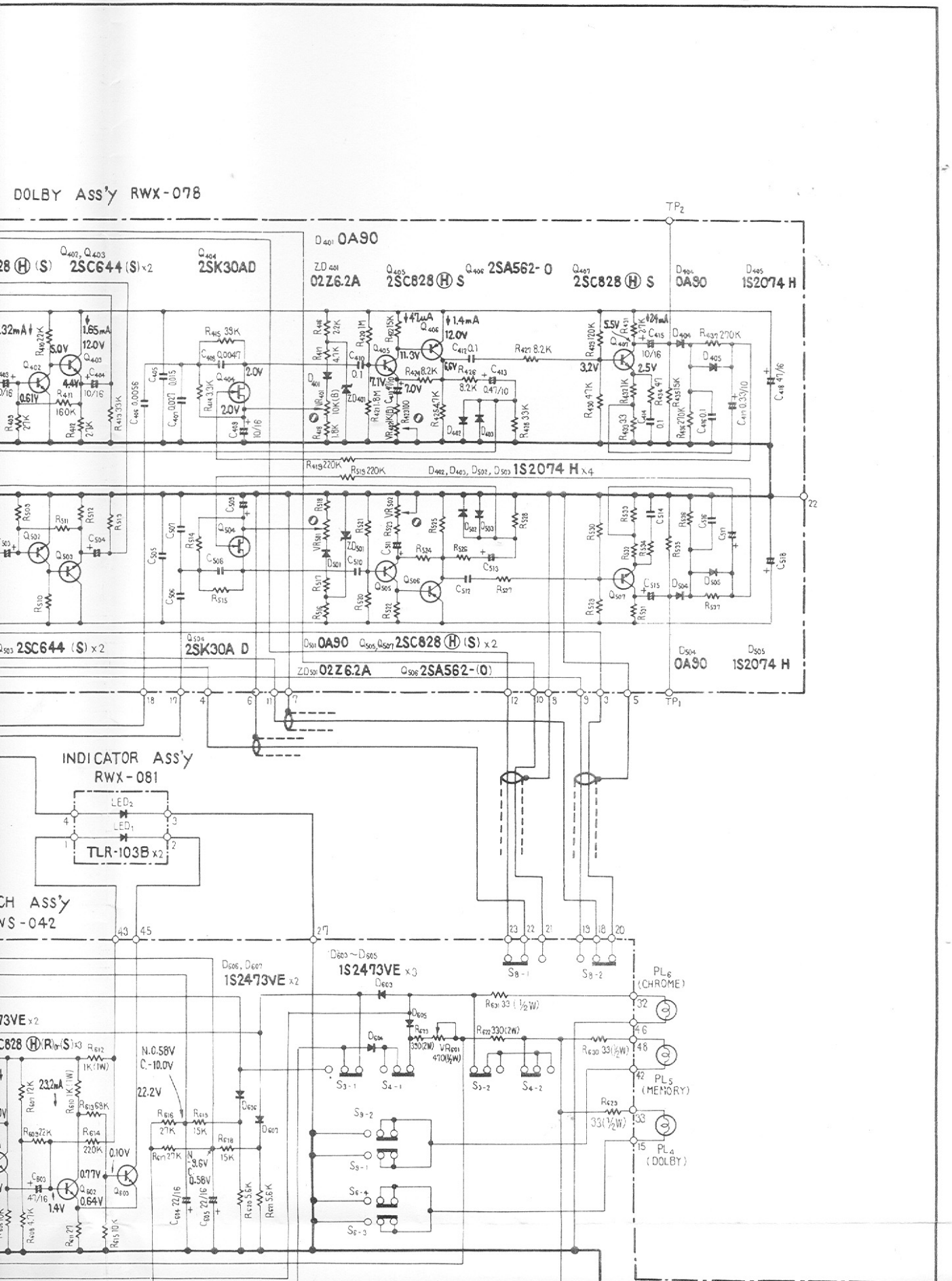
DOLBY ASS'y RWX-078
TP2
D401 0A90
ZD401 02Z6.2A
Q405 2SC828 (H) S
Q406 2SA562-0
Q407 2SC828 (H) S
D404 0A90
D405 1S2074 H
Q402, Q403 2SC644 (S) x2
Q404 2SK30AD
D402, D403, D502, D503 1S2074 H x4
Q503 2SC644 (S) x2
Q504 2SK30A D
D501 0A90
Q505, Q507 2SC828 (H) (S) x2
ZD501 02Z6.2A
Q506 2SA562-(0)
D504 0A90
D505 1S2074 H
TP1
INDICATOR ASS'y
RWX-081
LED2
LED1
TLR-103B x2
D606, D607
1S2473VE x2
D603 ~ D605
1S2473VE x3
PL6 (CHROME)
PL5 (MEMORY)
PL4 (DOLBY)
S8-1
S8-2
S3-1
S4-1
S3-2
S4-2
S9-2
S9-1
S6-4
S6-3

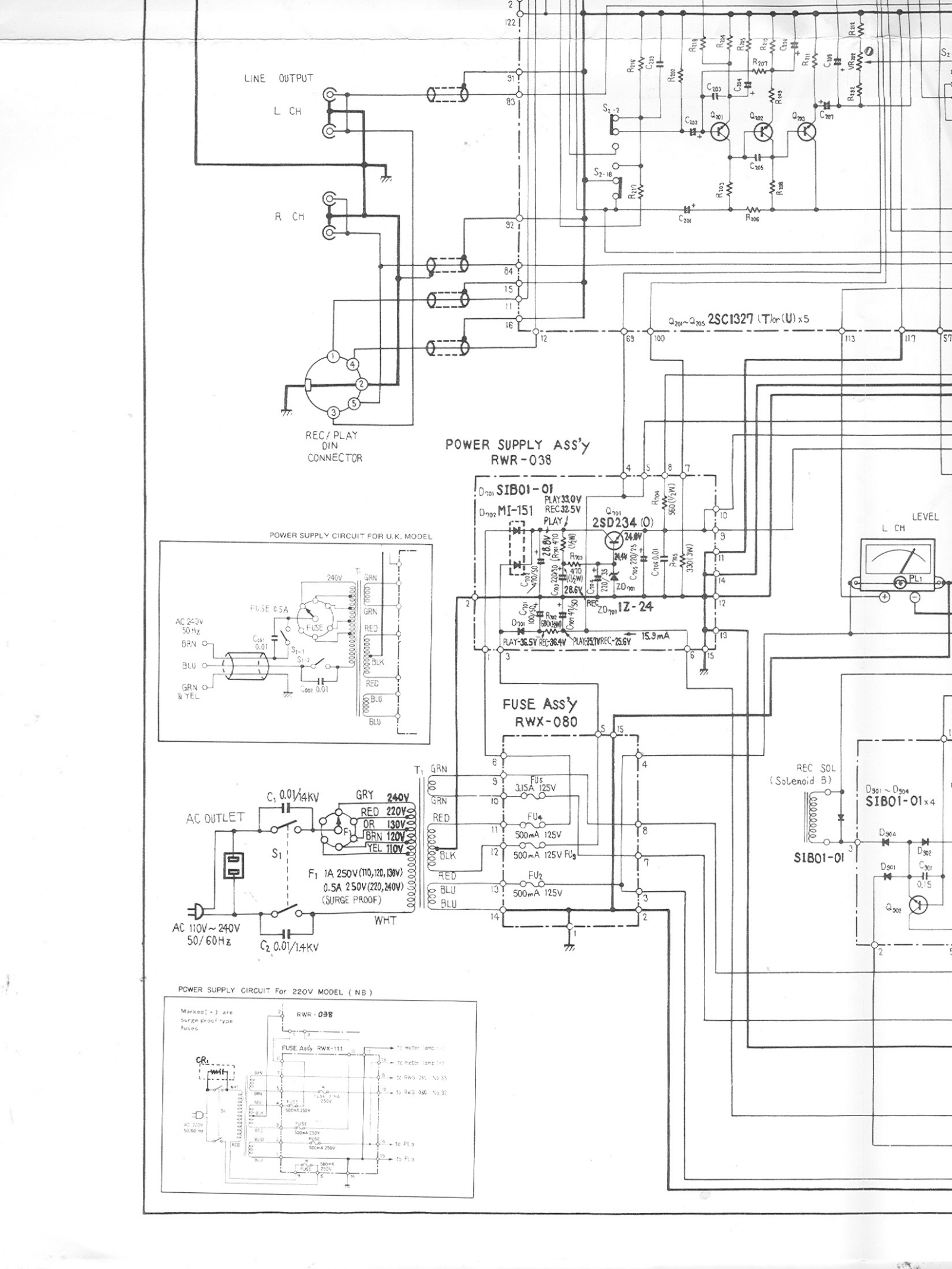
LINE OUTPUT
L CH
R CH
REC/PLAY DIN CONNECTOR
POWER SUPPLY ASS'y RWR-038
Q201~Q205 2SC1327 (T)or(U)x5
D701 SIB01-01
D702 MI-151
Q701 2SD234 (O)
ZD701 1Z-24
PLAY 33.0V REC 32.5V
PLAY-36.5V REC-36.4V PLAY-25.7V REC-25.6V
15.9mA
LEVEL L CH
PL1
POWER SUPPLY CIRCUIT FOR U.K. MODEL
AC 240V 50Hz
FUSE 0.5A
BRN
BLU
GRN & YEL
FUSE Ass'y RWX-080
FU1 3.15A 125V
FU4 500mA 125V
FU3 500mA 125V
FU2 500mA 125V
REC SOL (Solenoid B)
D901~D904 SIB01-01x4
SIB01-01
AC OUTLET
S1
C1 0.01/14KV
C2 0.01/1.4KV
GRY 240V
RED 220V
OR 130V
BRN 120V
YEL 110V
F1 1A 250V(110,120,130V)
0.5A 250V(220,240V)
(SURGE PROOF)
WHT
AC 110V~240V 50/60Hz
POWER SUPPLY CIRCUIT For 220V MODEL (NB)
Marked(x) are surge proof type fuses.
RWR-038
FUSE Ass'y RWX-111

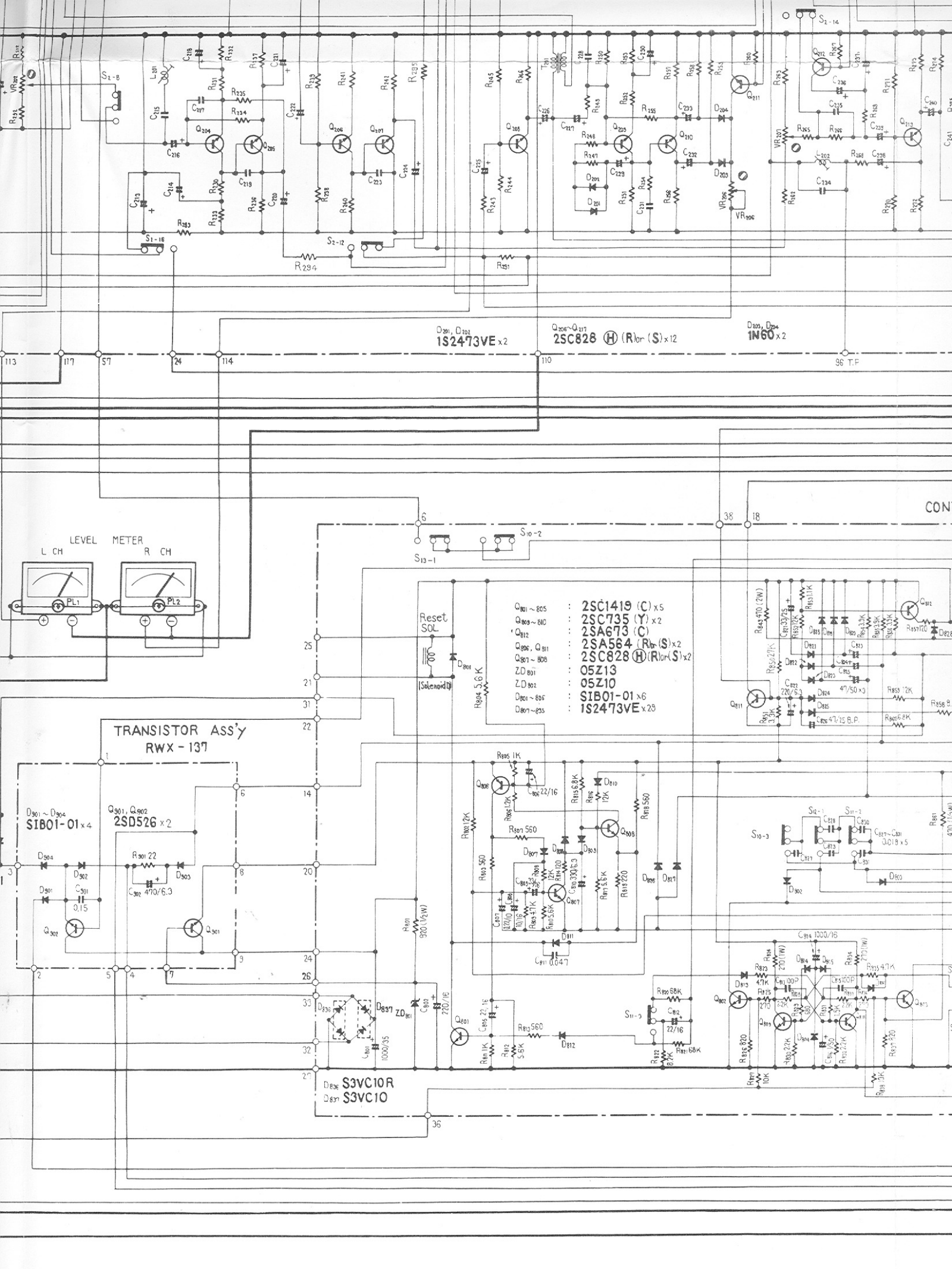
LEVEL METER
L CH
R CH
PL1
PL2
Reset SOL
(Solenoid)
TRANSISTOR ASS'Y
RWX-137
D901 ~ D904 SIB01-01 x4
Q901, Q902 2SD526 x2
D836 S3VC10R
D837 S3VC10
D201, D202 1S2473VE x2
Q206~Q217 2SC828 (H) (R)or (S) x12
D203, D204 1N60 x2
Q801 ~ 805 : 2SC1419 (C) x5
Q809 ~ 810 : 2SC735 (Y) x2
Q812 : 2SA673 (C)
Q806, Q811 : 2SA564 (R)or(S) x2
Q807 ~ 808 : 2SC828 (H)(R)or(S) x2
ZD801 : 05Z13
ZD802 : 05Z10
D801 ~ 805 : SIB01-01 x6
D807 ~ 835 : 1S2473VE x28

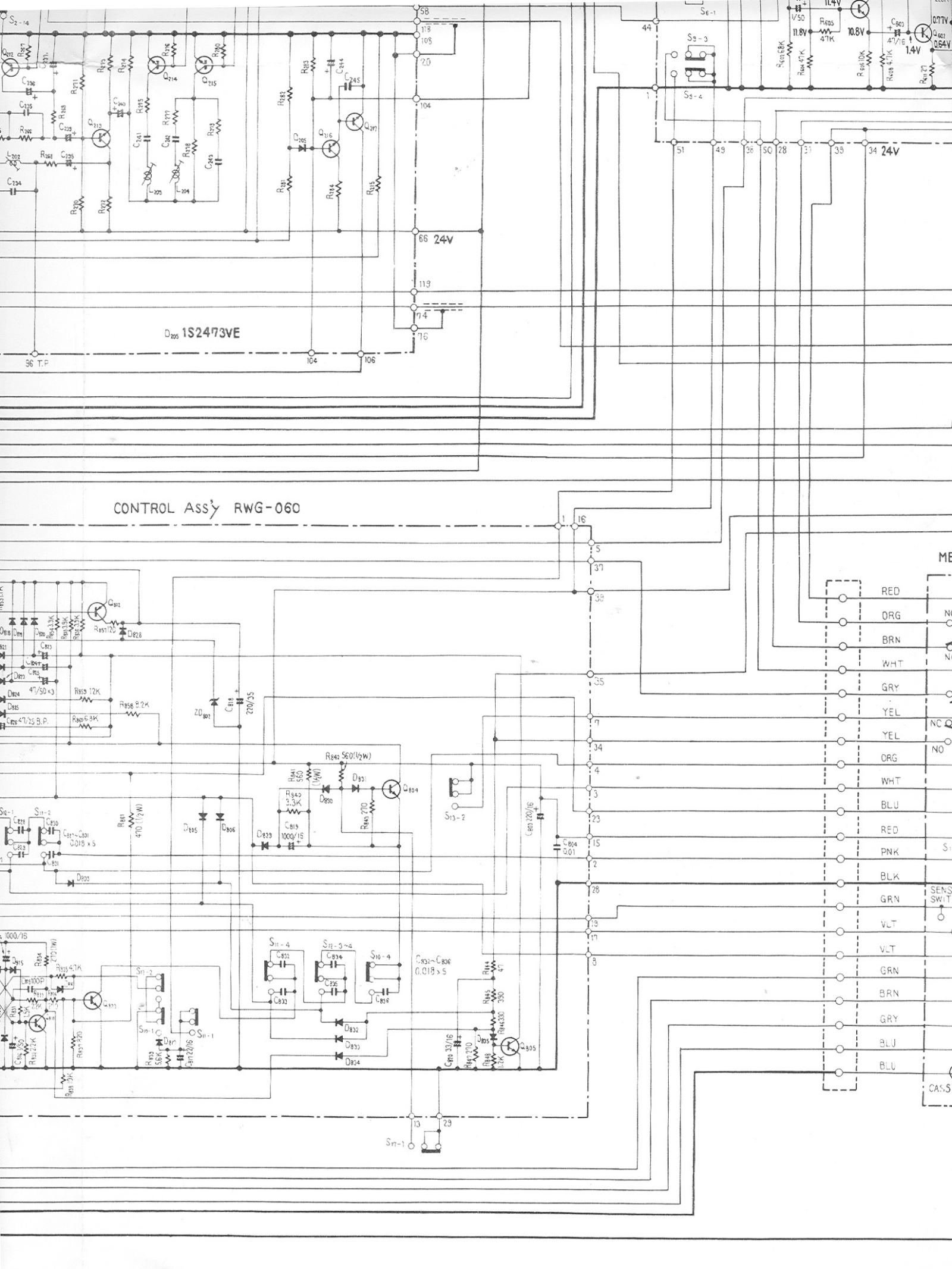
CONTROL ASS'Y RWG-060
D205 1S2473VE
24V
36 T.P
RED
ORG
BRN
WHT
GRY
YEL
YEL
ORG
WHT
BLU
RED
PNK
BLK
GRN
VLT
VLT
GRN
BRN
GRY
BLU
BLU

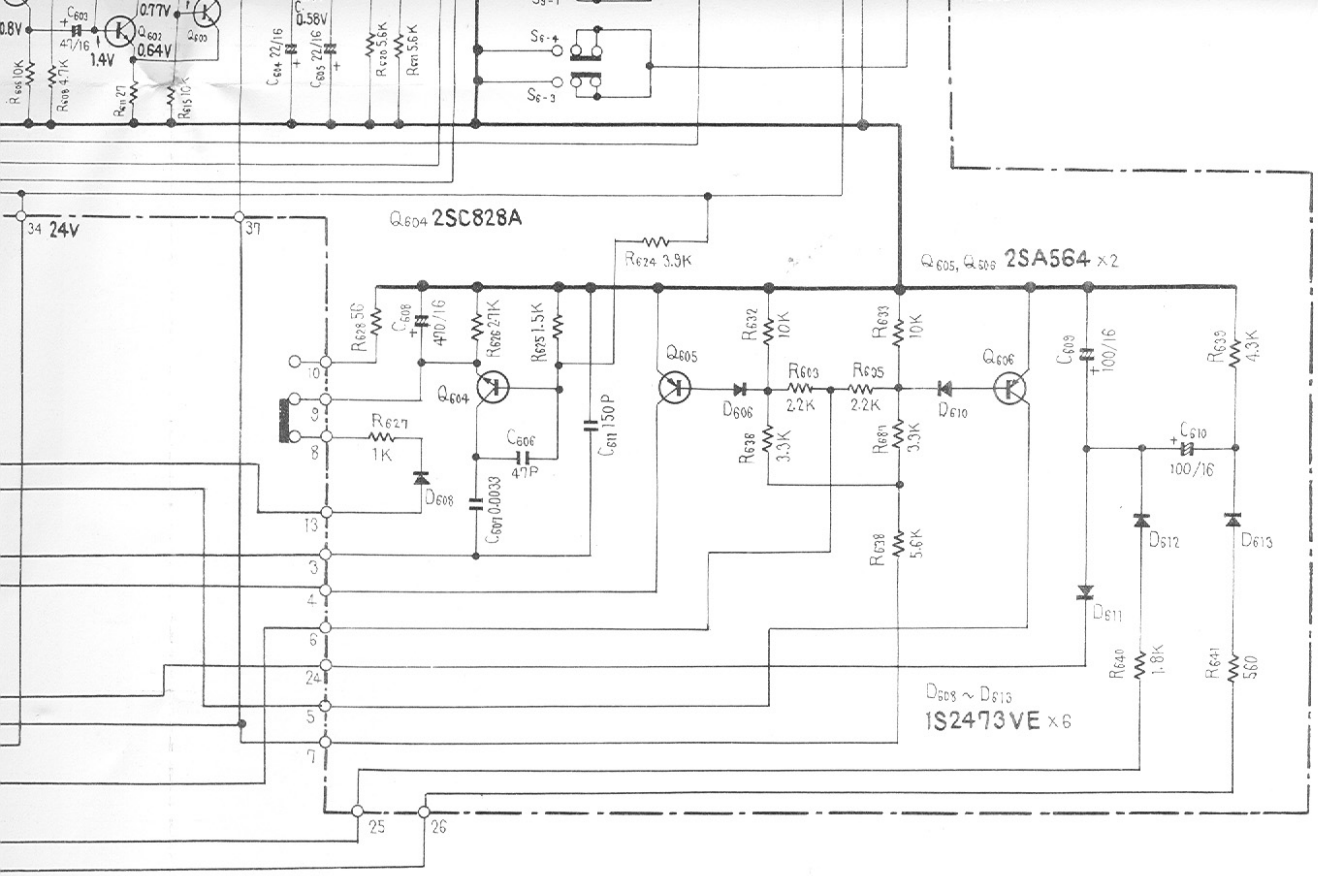

MECHANISM Ass'y RYM-032

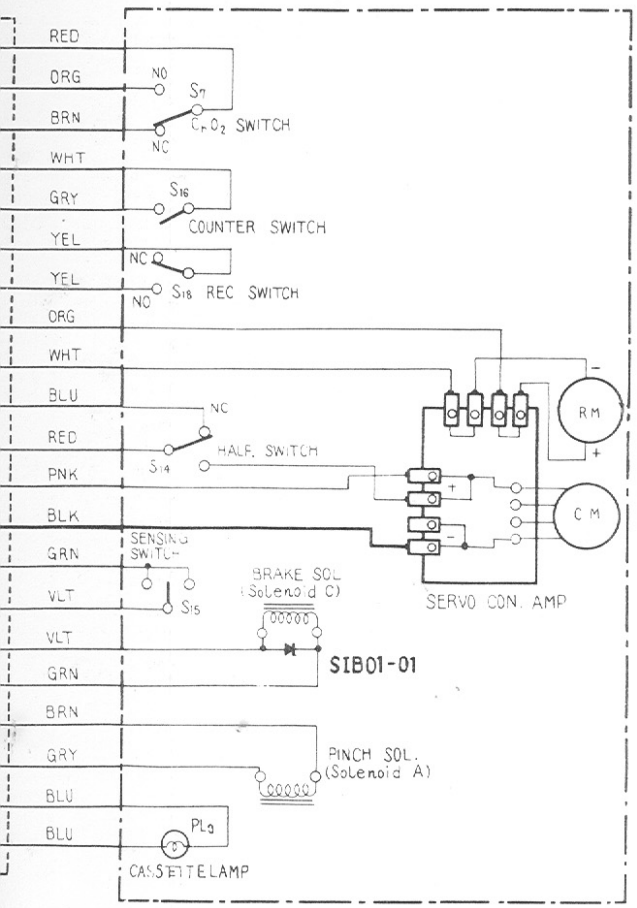

RESISTORS
IN OHM, 1/4W, ±5% TOLERANCE UNLESS OTHERWISE NOTED K : kΩ M : MΩ

CAPACITORS
IN μF UNLESS OTHERWISE NOTED P : pF

SWITCHES

S_1	:	POWER SWITCH (OFF POSITION)
$S_{2-1\sim18}$	:	REC-PLAY SWITCH (PLAY POSITION)
$S_{3-1\sim2}$	:	EQ. SWITCH (CHROME POSITION)
$S_{4-1\sim2}$	:	BIAS SWITCH (CHROME POSITION)
$S_{5-1\sim2}$	:	LIMITER SWITCH (OFF POSITION)
$S_{6-1\sim2}$	:	DOLBY SWITCH (OFF POSITION)
S_7	:	CHROME TAPE DETECTOR (NO HOLE POSITION)
$S_{8-1\sim2}$	:	MPX FILTER SWITCH (OFF POSITION)
$S_{9-1\sim4}$	:	MEMORY SWITCH (OFF POSITION)
$S_{10-1\sim4}$	:	PLAY SWITCH (OFF POSITION)
$S_{11-1\sim4}$	:	REW SWITCH (OFF POSITION)
$S_{12-1\sim4}$	:	FAST FORWARD SWITCH (OFF POSITION)
$S_{13-1\sim2}$	:	REC SWITCH (OFF POSITION)
S_{14}	:	CASSETTE DETECTOR SWITCH (NO HOLE POSITION)
S_{15}	:	SENSING SWITCH
S_{16}	:	COUNTER SWITCH
$S_{17-1\sim2}$	:	PAUSE SWITCH (OFF POSITION)
S_{18}	:	ERASE PREVENT DETECTOR SWITCH (NOT RECORDING POSITION)