Transicord

Electronic organ for the modern accordionist

D.W.G. No	FARFISA S.p.A.
SM-74	ASPIO TERME - ANCONA - ITALY -
	SCHEMATIC DIAGRAM
	MOD. TRANSICORD (BUTTOM TYPE)

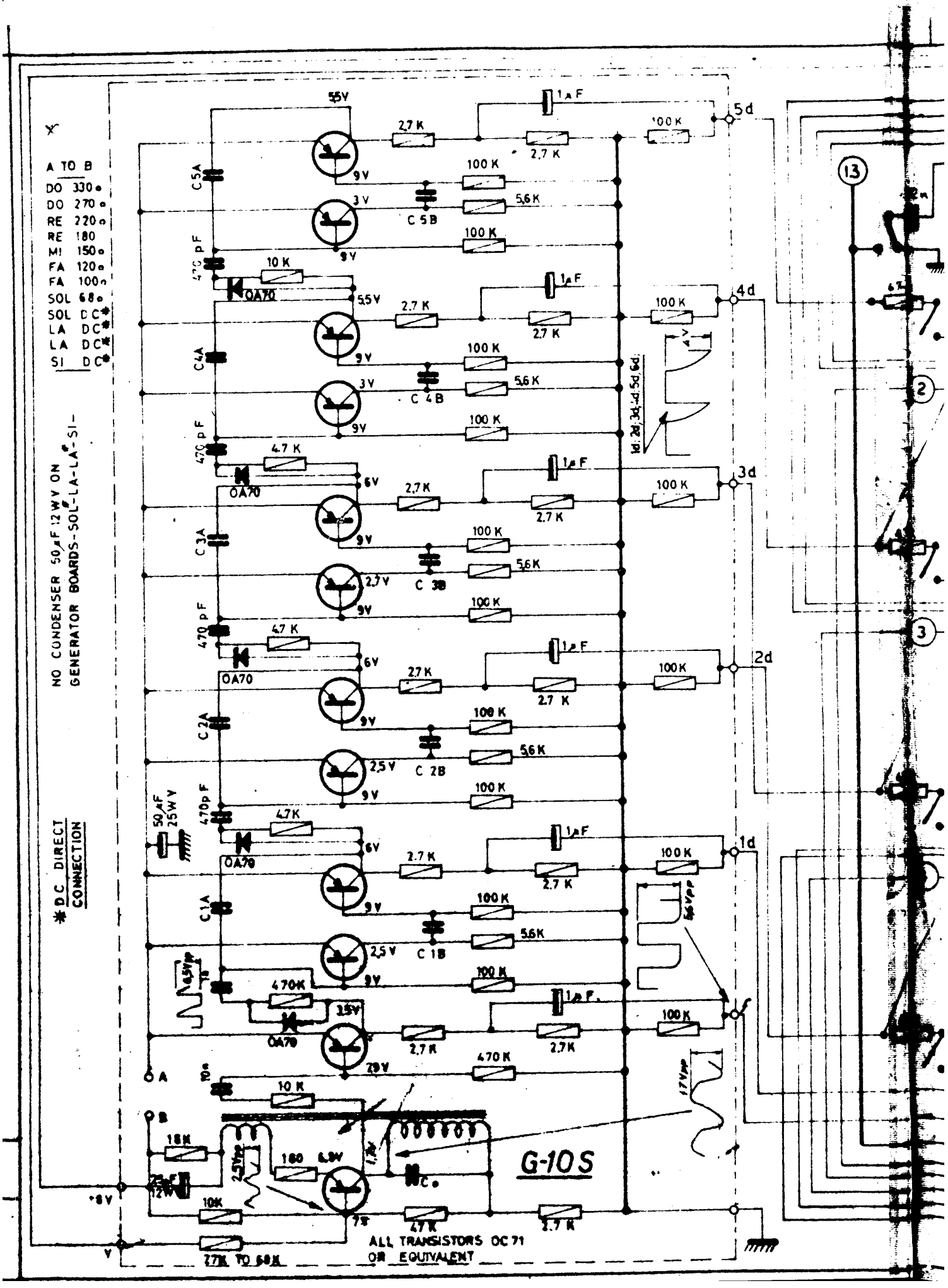

A TO B
DO 330
DO 270
RE 220
RE 180
MI 150
FA 120
FA 100
SOL 68
SOL DC*
LA DC*
LA DC*
SI DC*
NO CONDENSER 50µF 12WV ON GENERATOR BOARDS-SOL*-LA-LA*-SI-
* DC DIRECT CONNECTION
G-10S
ALL TRANSISTORS OC 71 OR EQUIVALENT
27K TO 68K
+8V
V
A
B
5d
4d
3d
2d
1d
13
2
3

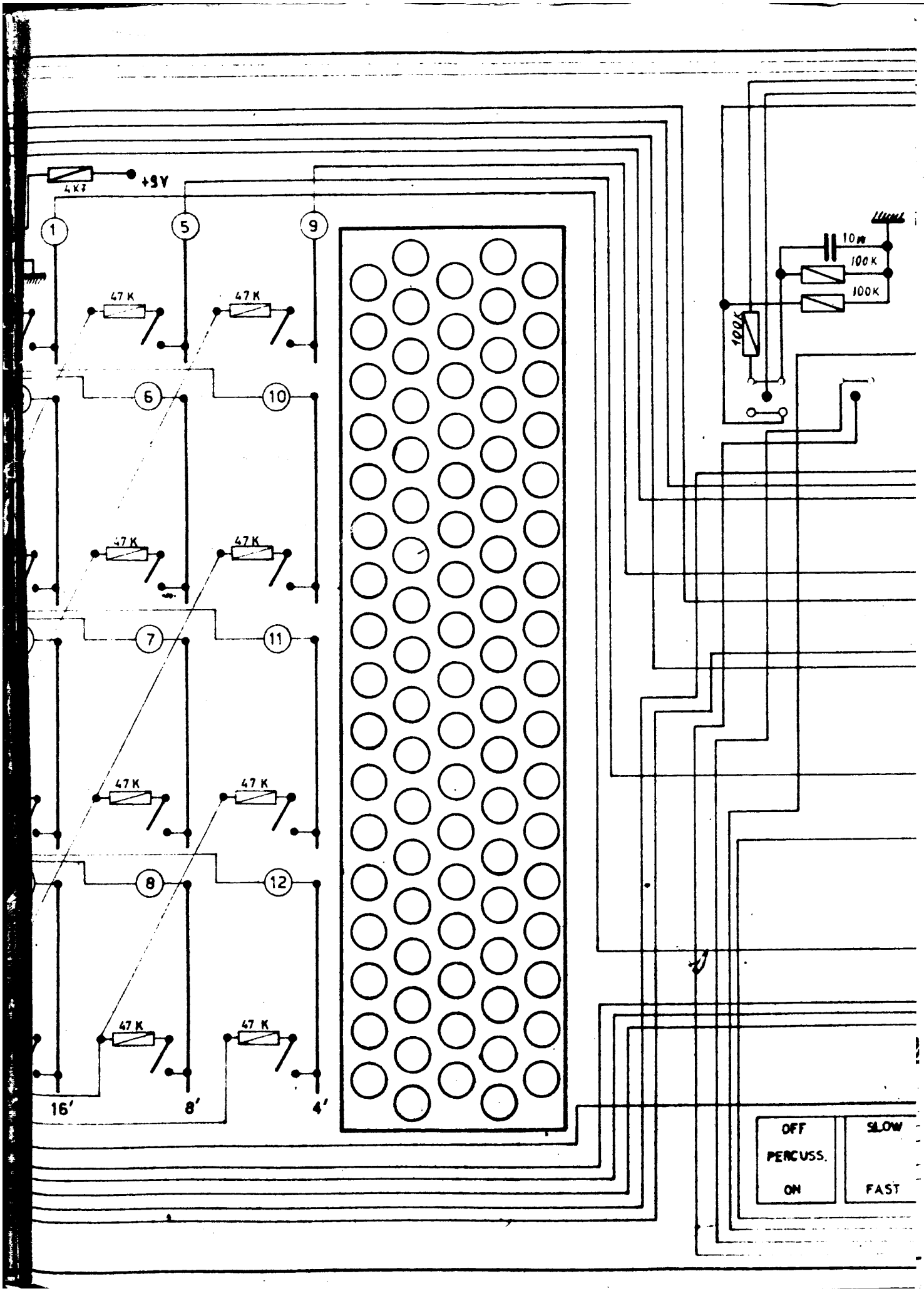
4K7
+9V
1
5
9
47 K
47 K
6
10
47 K
47 K
7
11
47 K
47 K
8
12
47 K
47 K
16'
8'
4'
10n
100 K
100K
120K
OFF
PERCUSS.
ON
SLOW
FAST

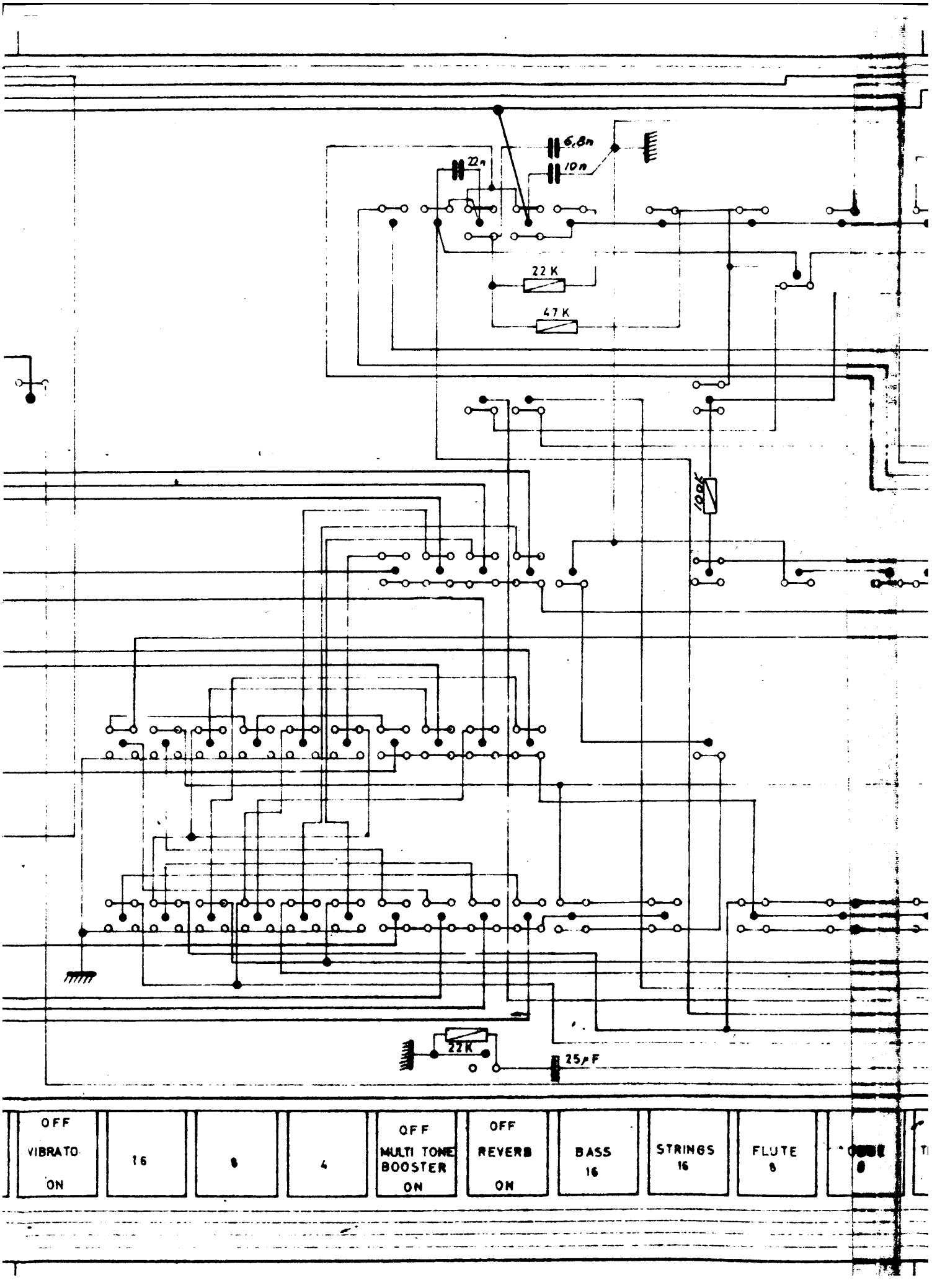
6.8n
10n
22n
22 K
47 K
10pF
22K
25μF
OFF
VIBRATO
ON
16
8
4
OFF
MULTI TONE
BOOSTER
ON
OFF
REVERB
ON
BASS
16
STRINGS
16
FLUTE
8

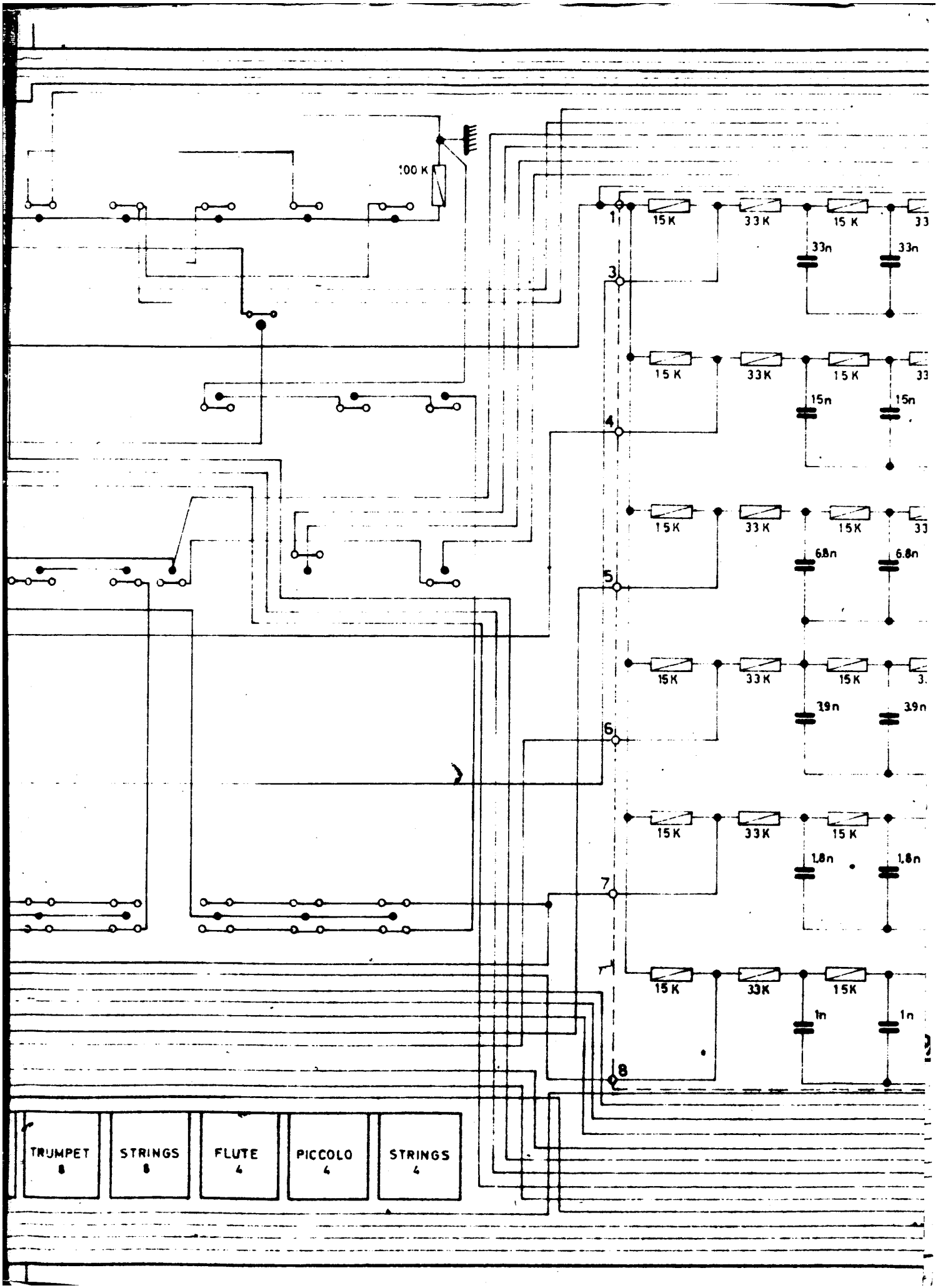
100 K
15K
33K
15 K
33n
15n
6.8n
3.9n
1.8n
1n
1
3
4
5
6
7
8
TRUMPET
8
STRINGS
8
FLUTE
4
PICCOLO
4
STRINGS
4

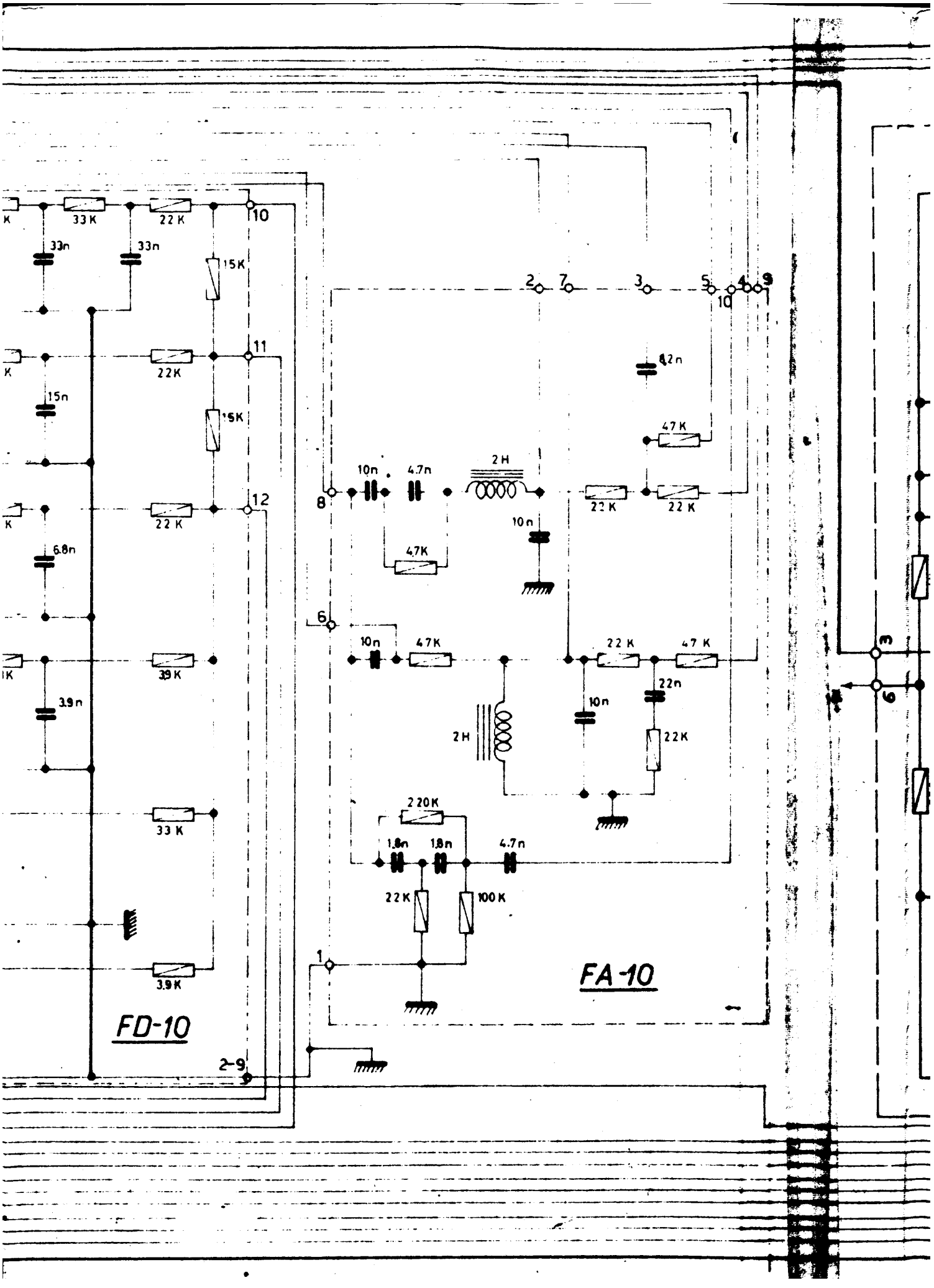
33 K
22 K
33n
33n
15K
10
11
22K
15n
15K
12
22 K
6.8n
39 K
3.9n
33 K
3.9 K
FD-10
2-9
2
7
3
5
10
4
9
4.2n
47 K
10n
4.7n
2H
8
22 K
22 K
10n
47K
6
10n
47K
22 K
47 K
22n
10n
2H
22K
220K
1.8n
1.8n
4.7n
22 K
100 K
1
FA-10
3
6

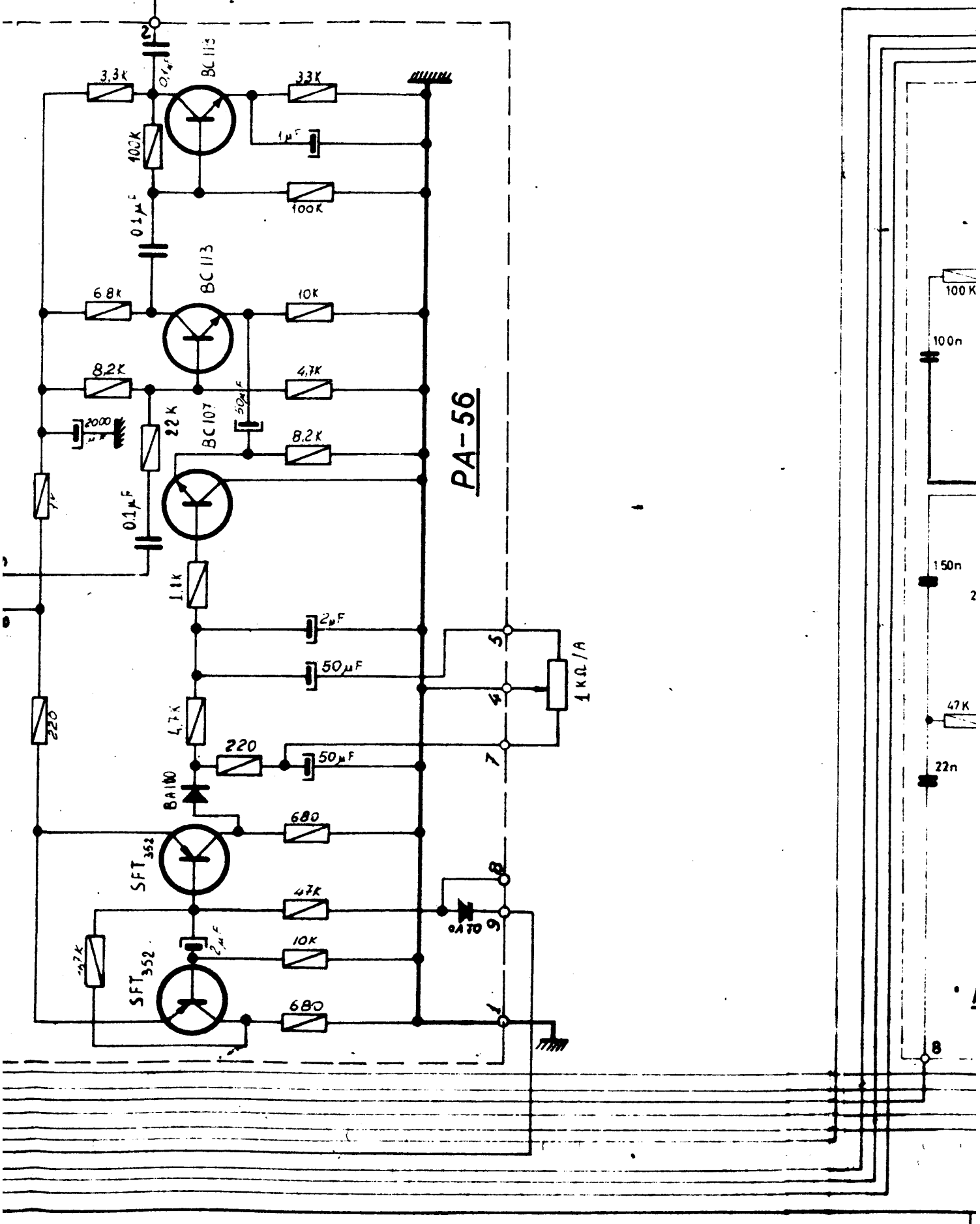

PA-56
BC 113
BC 113
BC 107
SFT 352
SFT 352
BA100
OA70
1 KΩ/A
3,3K
33K
100K
1μF
100K
0,1μF
6,8K
10K
8,2K
4,7K
2000μF
22K
50μF
8,2K
0,1μF
1,1K
2μF
50μF
4,7K
220
50μF
680
47K
10K
680
220
100K
100n
150n
47K
22n

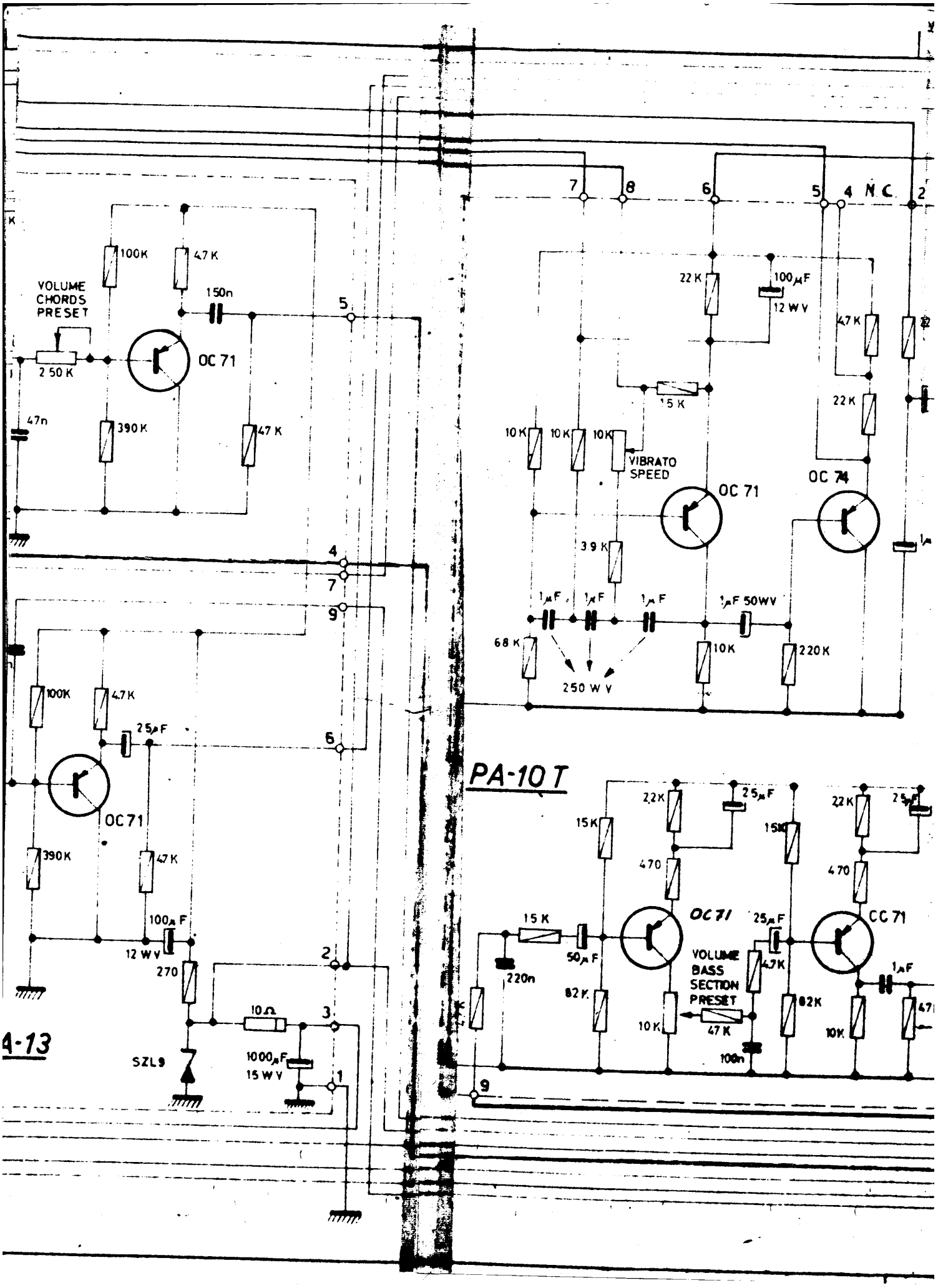

VOLUME CHORDS PRESET
2 50 K
100K
4.7 K
150n
OC 71
47n
390 K
47 K
5
4
7
9
6
2
3
1
100K
4.7K
25μF
OC71
390K
47 K
100μ F
12 WV
270
10Ω
1000μF
15 WV
SZL9
A-13
7
8
6
5
4 N.C.
2
22 K
100μF
12 WV
47 K
15 K
22 K
10 K
10 K
10 K
VIBRATO SPEED
OC 71
OC 74
3.9 K
1μF
1μF
1μF
1μF 50WV
68 K
10K
220K
250 W V
PA-10 T
22K
25μF
15K
470
15 K
50μF
220n
82 K
10 K
OC71
VOLUME BASS SECTION PRESET
47 K
100n
25μF
4.7K
82K
22 K
470
CC 71
1μF
10K
9

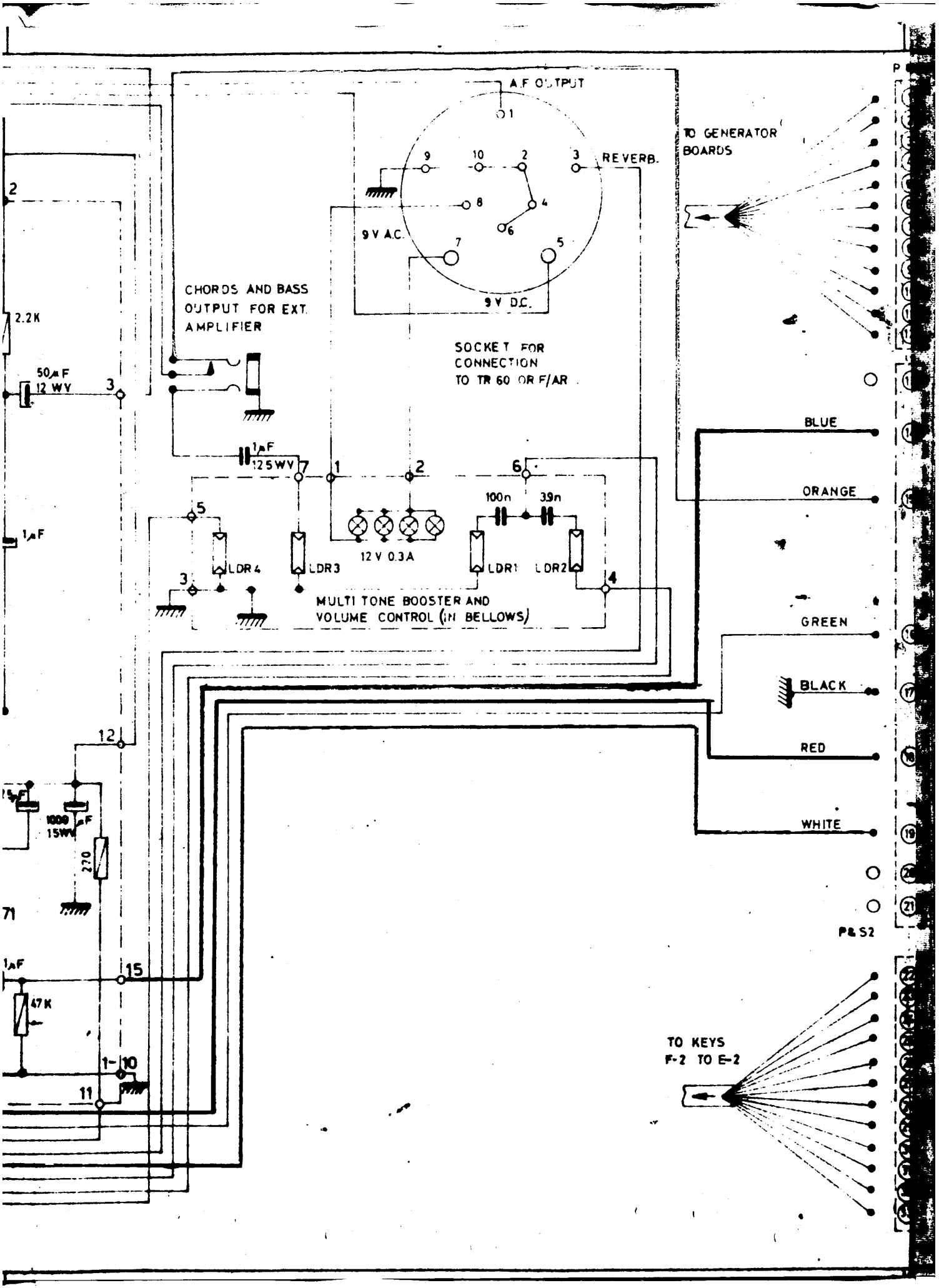
A.F OUTPUT
1
9
10
2
3
REVERB.
8
4
6
9 V A.C.
7
5
9 V D.C.
CHORDS AND BASS
OUTPUT FOR EXT.
AMPLIFIER
SOCKET FOR
CONNECTION
TO TR 60 OR F/AR
TO GENERATOR
BOARDS
2.2K
50µF
12 WV
3
1µF
125WV
7
1
2
6
100n
39n
5
LDR4
LDR3
12 V 0.3A
LDR1
LDR2
3
4
MULTI TONE BOOSTER AND
VOLUME CONTROL (IN BELLOWS)
BLUE
ORANGE
GREEN
BLACK
RED
WHITE
P&S2
1µF
12
1000µF
15WV
220
71
1µF
15
47K
1-10
11
TO KEYS
F-2 TO E-2

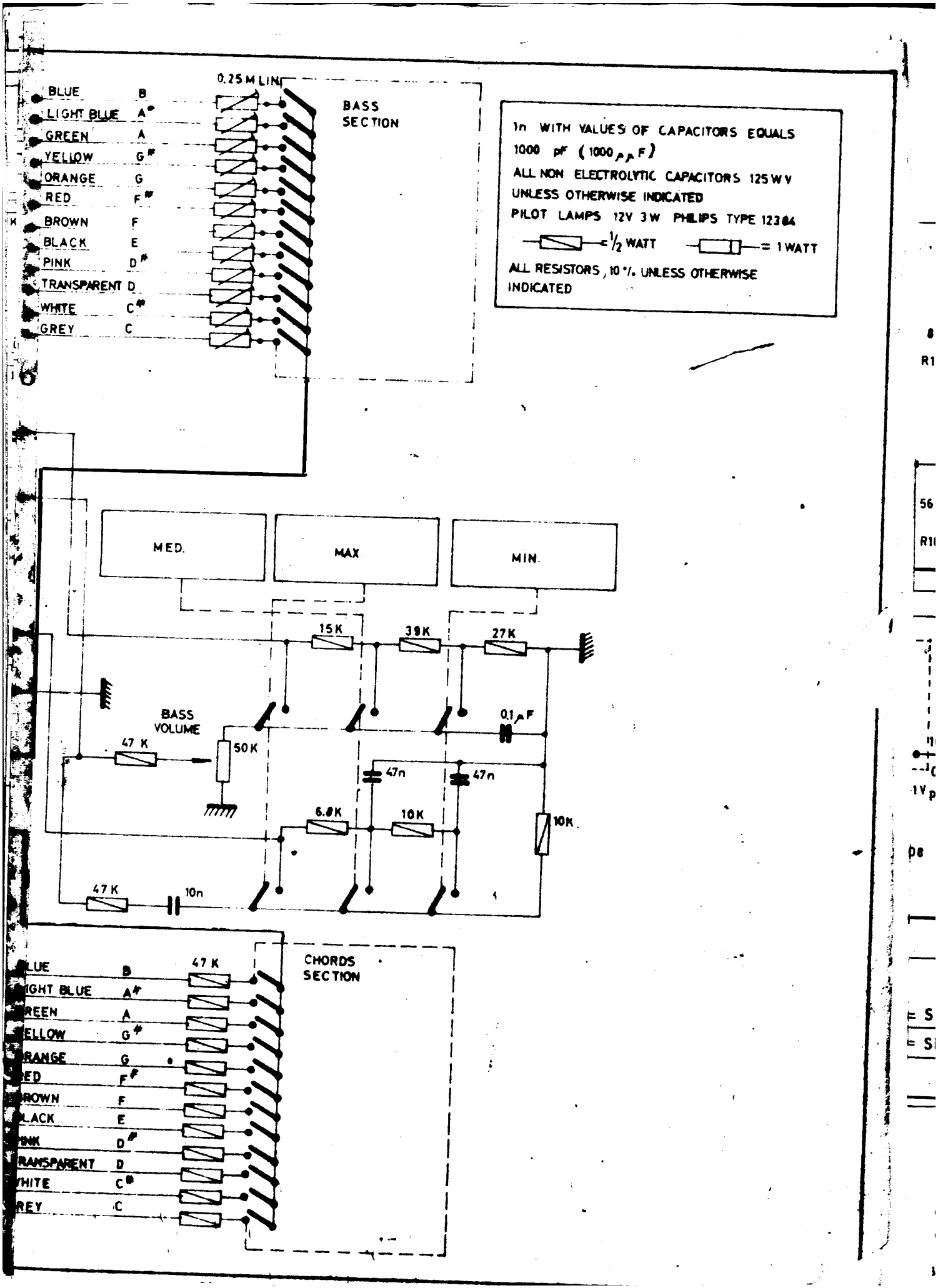
0.25 M LIN
BLUE B
LIGHT BLUE A#
GREEN A
YELLOW G#
ORANGE G
RED F#
BROWN F
BLACK E
PINK D#
TRANSPARENT D
WHITE C#
GREY C
BASS SECTION
1n WITH VALUES OF CAPACITORS EQUALS 1000 pF (1000 μμF)
ALL NON ELECTROLYTIC CAPACITORS 125 W V UNLESS OTHERWISE INDICATED
PILOT LAMPS 12V 3W PHILIPS TYPE 12384
= 1/2 WATT
= 1 WATT
ALL RESISTORS, 10 % UNLESS OTHERWISE INDICATED
MED.
MAX
MIN.
15K
39K
27K
0.1 μF
BASS VOLUME
47 K
50 K
47n
47n
6.8K
10K
10K
47 K
10n
47 K
CHORDS SECTION
BLUE B
LIGHT BLUE A#
GREEN A
YELLOW G#
ORANGE G
RED F#
BROWN F
BLACK E
PINK D#
TRANSPARENT D
WHITE C#
GREY C