For general information about ICs, transistors and so on: see schematic *49 - 55*

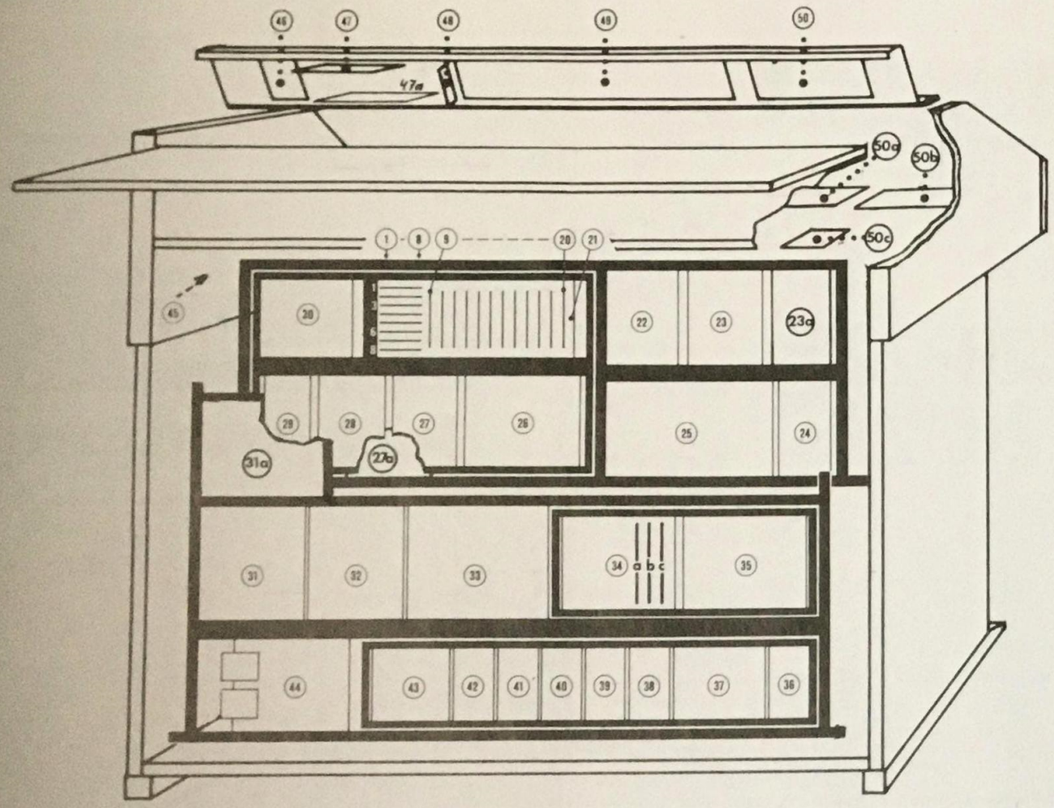

BOARD	NAME OF P.C. BOARD	PART NR
1	Drawbar gating board upper manual	021.0055
2	Drawbar gating board upper manual	021.0056
3	Comparator board	021.0057
4	Comparator board	021.0057
5	Comparator board	021.0057
6	Comparator board	021.0057
7	Drawbar gating board lower manual	021.0058
8	Drawbar gating board lower manual	021.0059
9	Divider gating board C	021.0060
10	Divider gating board B	021.0060
11	Divider gating board A*	021.0060
12	Divider gating board A	021.0060
13	Divider gating board G*	021.0060
14	Divider gating board G	021.0060
15	Divider gating board F*	021.0060
16	Divider gating board F	021.0060
17	Divider gating board E	021.0060
18	Divider gating board D*	021.0060
19	Divider gating board D	021.0060
20	Divider gating board C*	021.0060
21	Mother board	005.0206
22	Tibia filter board upper manual	005.0205
23	Tibia filter board lower manual	005.0205
23a	Solomatic board	019.0143
24	Arpeggiomatic interface board	019.0120
25	Preset memory board	003.2449
26	Drawbar / preset control board	003.3073
27	Shift register board	021.0053
27a	Anti-bounce board	021.0100
28	Scanning board	021.0054

BOARD	NAME OF P.C. BOARD	PART NR
29	Master oscillator board	005.0213
30	Power supply / effects control board	004.0136
31	Pedal board	007.0259
31a	Celeste board	012.0051
32	Pre-amplifier / modulator contr.brd.	004.0133
33	Preset voicing board	003.3140
34	Rhythm 450 mother board	019.0146
34a	Start / stop board	019.0147
34b	Generator board	019.0148
34c	Instrument board	019.0149
35	Syncopator 450 arpeggiomatic brd.	019.0152
36	Vibrato modulator board	012.0033
37	Multivoice control board	012.0025
38	Multivoice modulator board	012.0034
39	Multivoice modulator board	012.0034
40	Multivoice modulator board	012.0034
41	Orbitone modulator board	012.0035
42	Orbitone control board	012.0030
43	Orbitone amplifier board	004.0134
44	Main power and 50 W amplifier brd.	004.0162
45	Headphones board	004.0132
46	Vibrato control board	.003.2423
47	Modulator switch board	003.2420
47a	Celeste / multivoice control board	012.0052
48	Percussion switch board	003.2434
49	Upper / lower manual control brd.	003.2419
50	Pedal voices control board	003.2424
50a	Rhythm 450 control board	019.0154
50b	Syncopator 450 arp. control board	019.0155
50c	Touchrail board	019.0151

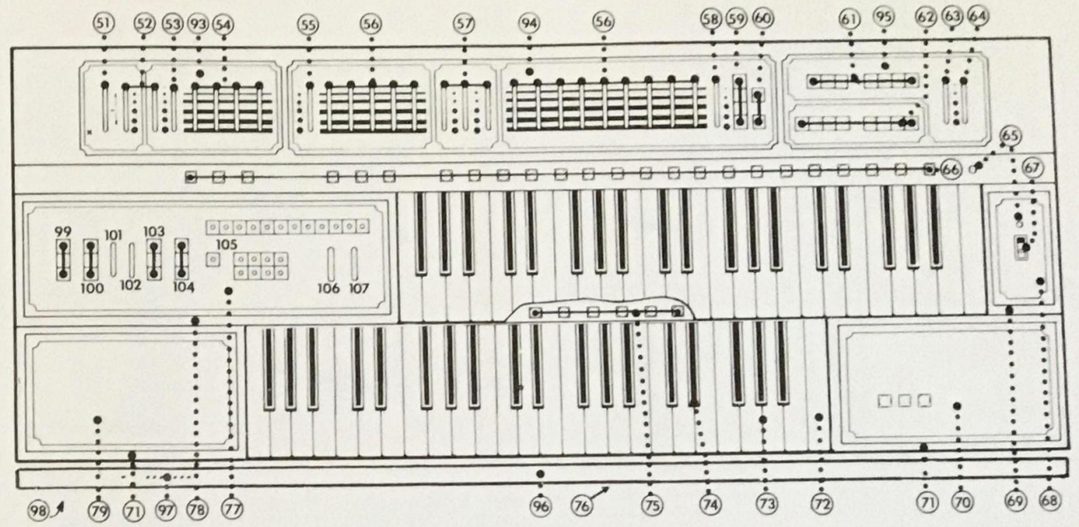

F220-27: REFER TO SUPPLEMENTARY SHEET FOR DEDICATED PARTS

NR	NAME OF PART	PART NR
51	Tuning control potmeter 10K	230.0132
	Knob beige	116.0041
52	Reverberation / pedal volume potmeter 25K log.	230.0160
	Knob beige	116.0041
53	Pedal sustain length potmeter 25K	230.0153
	Knob beige	110.0041
54	Pedal voicing potmeter 25K log.	230.0122
	Knob green	116.0082
	Knob yellow	116.0085
55	Lower manual volume potmeter 2 x 25K log.	230.0167
	Knob beige	116.0041
56	Lower / upper manual tibias potmeter 10K	230.0152
	Knob green	116.0082
57	Lower / upper manual sustain / attack potmeter 47K log.	230.0161
	Knob beige	116.0041
58	Percussion length potmeter 100K	230.0155
	Knob green	116.0049
59	Percussion combination switch	630.0222
	Knob green 2'	116.0210
	Knob green 2 2/3'	116.0211
	Knob green 4'	116.0212
	Knob green 5 1/3'	116.0213
60	Repeat / polyphonic percussion combination switch	630.0224
	Knob green	116.0155
61	Modulator combination switch	630.0219
	Knob green	116.0155
	Knob red	116.0151
	Knob beige	116.0152
62	Celeste / multivoice comb. switch	630.0228
	Knob red	116.0151
	Knob yellow	116.0154
63	Vibrato depth potmeter 10K	230.0152
	Knob beige	116.0041

NR	NAME OF PART	PART NR
64	Vibrato speed potmeter 47K log.	230.0161
	Knob beige	116.0041
65	Modulation / pilot lamp	620.0063
66	F220 series 1 - 7 incl.	
	F225 series 1 - 21 incl.	
	Preset switch without cap	630.0248
	Cap white	630.0249
	Cap red	630.0250
	Cap green	630.0251
	Cap yellow	630.0252
	lamp	620.0064
	F220 series 8 and up	
	F225 series 22 and up	
	Preset switch without cap	630.0340
	Cap white	630.0330
	Cap red	630.0331
	Cap green	630.0332
	Cap yellow	630.0333
	lamp	620.0075
67	Mains switch ON / OFF	630.0001
68	Mounting plate	014.0425
69	Key block	114.0199
70	Solomatic mounting plate F220	014.0420
	Solomatic mounting plate F225	014.0421
	F220 series 1 - 7 incl.	
	F225 series 1 - 21 incl.	
	Switch with black cap	630.0247
	Switch with white cap	630.0246
	F220 series 8 and up	
	F225 series 22 and up	
	Switch with black cap	630.0324
	Switch with white cap	630.0320
71	Key block	114.0197
72	End key	101.5098
73	C key	101.5082
	D key	101.5083
	E key	101.5084
	F key	101.5085

F220–27: Refer to supplementary sheet for dedicated parts

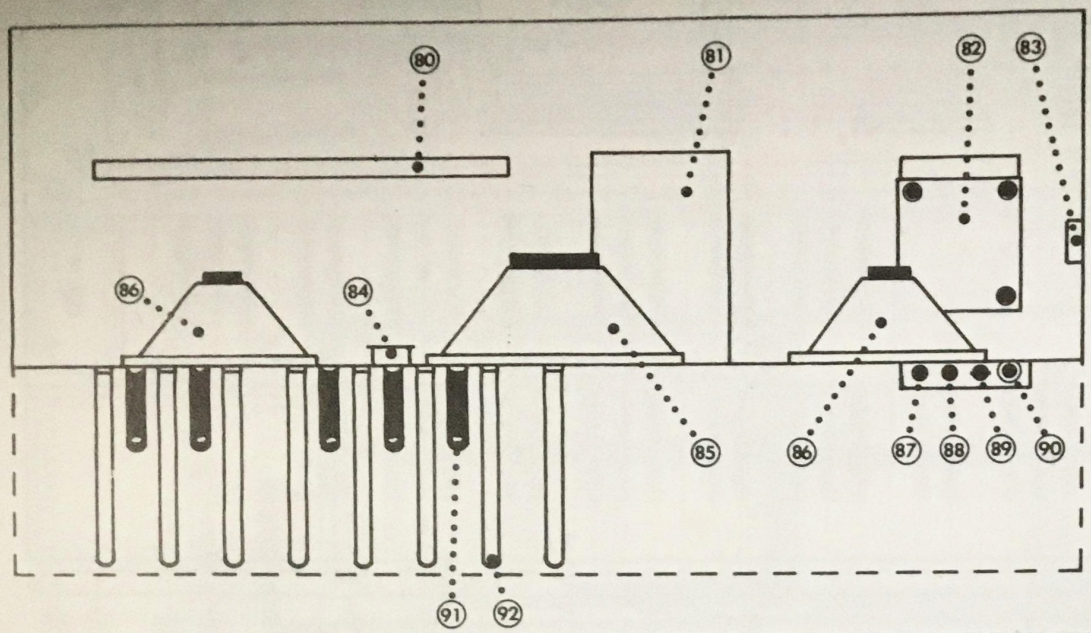

CROSS SECTION
TOP VIEW

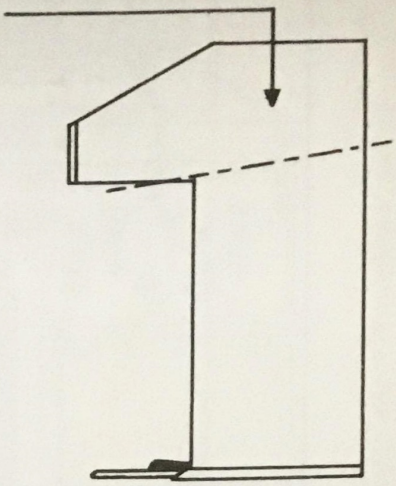

NR	NAME OF PART	PART NR
73	G key	101.5086
	A key	101.5087
	B key	101.5088
74	Black key	101.0164
75	F220 series 1 - 7 incl.	
	F225 series 1 - 21 incl.	
	General preset switch without cap	630.0248
	Cap black	630.0253
	Cap Cls. I	016.0090
	Cap Cls. II	016.0091
	Cap Th. I	016.0092
	Cap Th. II	016.0093
	Cap Jazz	016.0094
	Lamp	620.0064
	F220 series 8 and up	
	F225 series 22 and up	
	General preset switch without cap	630.0340
	Cap black	630.0334
	Cap Cls. I	016.0215
	Cap Cls. II	016.0216
	Cap Th, I	016.0217
	Cap Th. II	016.0218
	Cap Jazz	016.0219
	Lamp	620.0075
76	Kneelever switch	630.0115
77	Syncopator 450 mounting plate	014.0404
78	Key block	114.0201
79	Mounting plate	014.0429
80	Reverberation unit	610.0061
81	Expression pedal	106.0048
82	Power supply transformer	600.1395
83	Spare fuses 3.15 A (slow)	620.0050
84	Cross over board	004.0125
85	Speaker PZ 30	610.0121
86	Speaker ME 20	610.0122
87	Jack input	625.0108
88	Jack 5 pin DIN	625.0031
89	Jack recording output	625.0018
90	Jack headphones	625.0107
91	Pedal key black	107.0263
92	Pedal key brown (complete)	007.0294
93	Pedal mounting plate	003.3129

NR	NAME OF PART	PART NR
94	Tibia mounting plate	003.3144
95	Modulators mounting plate	003.3138
96	Touchrail F220	002.0505
	Touchrail F225	002.0500
	Rubber bumper	900.0249
97	Led's board	019.0150
	Led green	620.0068
	Led red	620.0069
98	Knob black	116.0045
99	Bass combination switch	630.0311
	Knob red	116.0161
	Knob green	116.0165
100	Chords combination switch	630.0310
	Knob beige	116.0162
101	Chords volume potmeter 25K log.	230.0262
	Knob beige	116.0102
102	Arpeggio volume potmeter 25K log.	230.0262
	Knob brown	116.0105
103	Arpeggio combination switch	630.0310
	Knob brown	116.0163
104	Mode combination switch	630.0310
	Knob beige	116.0162
105	Switch single	630.0318
	Knob beige	116.0137
	Knob red	116.0136
	Knob black	116.0141
106	Rhythm volume potmeter 25K	230.0173
	Knob beige	116.0041
107	Tempo potmeter 10K	230.0172
	Knob beige	116.0041
	Illumination lamp 2W	620.0065
	Expression pedal lamp 3W	620.0061
	For all other parts not shown: see general information	
	For transistors / diodes / ICs: see schematic diagram and general information - C	

BLOCK DIAGRAM SOLINA F200 series

SEE SERVICE INFORMATION COVER
D... SEE SCHEMATICS
SEE THEORY OF OPERATION

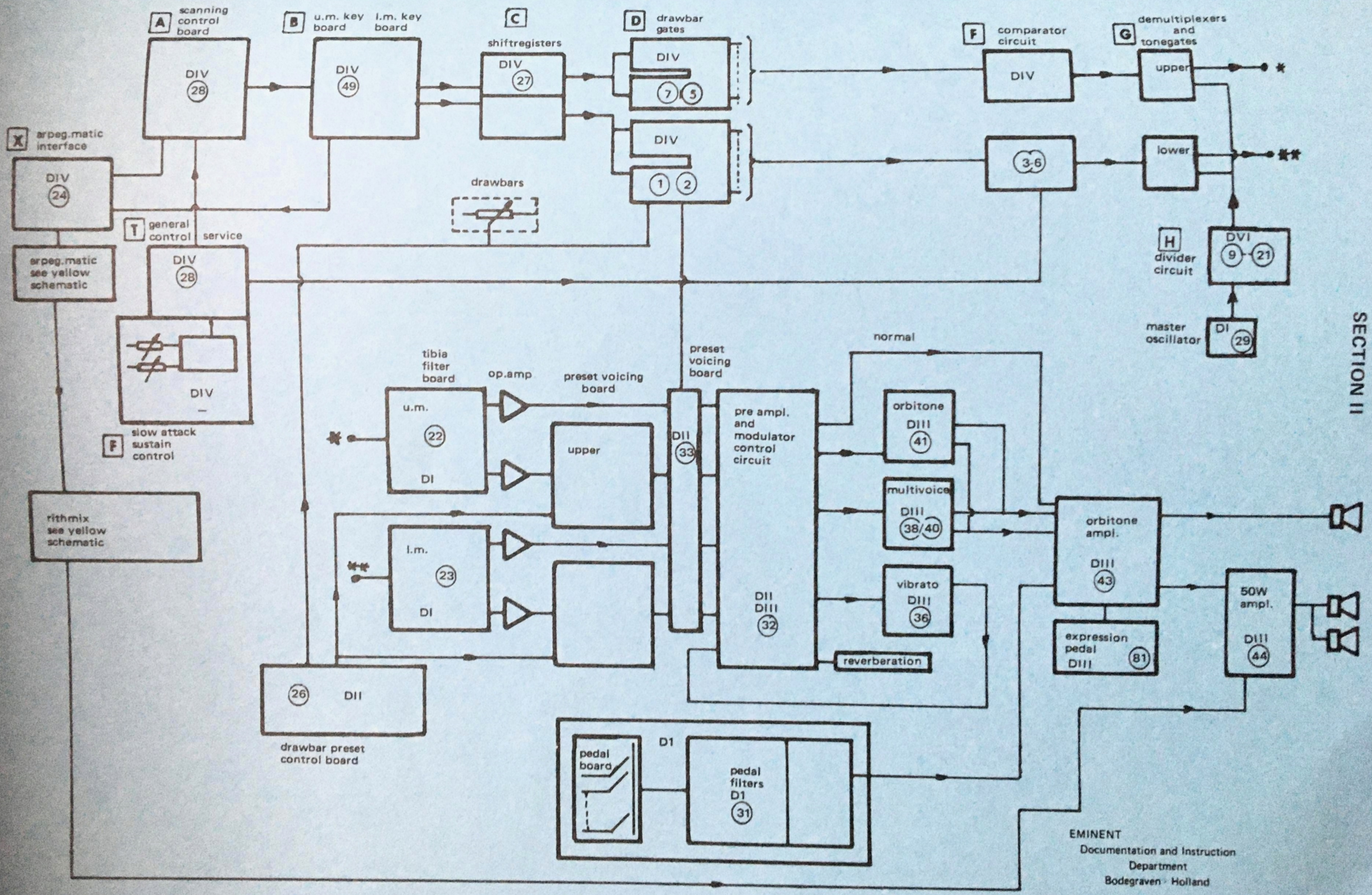

PRE-AMP./MOD.CONTR.BOARD (32)

MOD. SWITCH BOARD (47)

VIBRATO MODULATOR BOARD (36)

MULTIVOICE MODULATOR BOARD (40)

MULTIVOICE MODULATOR BOARD (39)

MULTIVOICE MODULATOR BOARD (38)

ORBITONE MODULATOR BOARD (41)

MULTIVOICE CONTROL BOARD (37)

ORBITONE AMPLIFIER BOARD 43

MAIN POWER AND 50W AMPLIFIER BOARD 44

5 Pin DIN OUTPUT

ME 20 610 0122

HEADPHONES BOARD 45

HEADPHONES

RECORDING OUTPUT

CROSS OVER BOARD

PZ 30 610 0121

ME 20 610 0122

EXPRESSION PEDAL

MOD. SWITCH BOARD 47

PRE AMP/MOD CONTR BOARD 32

ORBITONE CONTROL BOARD 42 PHASE SPLITTER AND SUMMER

TREMOLO FREQ

CHORUS FREQ

SYMMETRY

SINE SHAPER

TRIANGLE GENERATOR

KNEE LEVER

POWER SUPPLY/EFFECTS CONTR BOARD 30

DIAGRAM

F 220,225

F 220-27

PART NO 01