

CX-500 / MA-500

Subminiature Condenser Instrument Microphone / Phantom power Adapter

Caution:

- Thank you for using JTS product. Make sure all parts in the package and read the instruction before using the CX-500 microphone.
- Do not leave the devices in a high temperature or high humility place.
- Keep the devices away from fire and heat sources.
- Do not use sprays or fluids, which contain chemicals.

Parts Identification

1. MA-500 Adapter: 1 piece
2. CX-500 Miniature microphone: 1 piece
3. Microphone stable: 5 pieces
4. Microphone holder for strings: 2 pieces
5. Windscreen (reticular foam cover): 5 pieces
6. Dual adhesive: 26 circles



Feature

The CX-500 provides clean, detailed and natural sound quality with a subminiature golden plated condenser capsule. The tailed response curve works best with string instruments like violin and guitars besides many other instruments. Various mount kits are bundled for best fit to many kinds of instrument.

Specification

CX-500	
Type	Omni-directional Condenser
Frequency Response	20 ~ 20,000Hz
Sensitivity (at 1,000Hz)	-64±3dB*(0.63mV)*0dB=1V/μbar
Impedance	1.5kΩ
Max.SPL for 1% THD	130dB
Signal-To-Noise Ratio	68dB
Output Connector	4P Mini XLR
Power Supply	1-5 VDC
Current Consumption	≤0.05mA
Weight	6.5g (including cable)
Dimensions(mm)	ø6mm(W)*13mm(H)

MA-500	
MIC Input	4P Mini XLR(Male)
Output	XLR(Male)
Phantom Power	12~48V
PAD	-10dB
Low Cut	100Hz -6dB
	400Hz -4dB
Frequency Response	30~20,000Hz
Impedance	220Ω
THD% (1KHz -50dB)	<0.045%
S/N	>95 dB
Weight	40g
Dimensions(mm)	ø20(W)*84.5(H)

Input: 4P Mini XLR (Male)
Pin 1: GND
Pin 2: V+
Pin 3,4: Audio signal

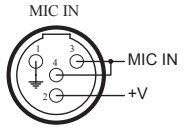

Output: XLR (Male)
Pin 1: GND
Pin 2,3: Audio signal
(Phantom Power Supply)

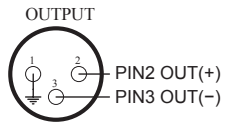

CX-500 / MA-500

Subminiature Condenser Instrument Microphone / Phantom power Adapter

Operation 1

1. Buckle up the Miniature Microphone with Microphone stable.
2. Tear up dual adhesive from the Microphone stable.
3. Adjust the Microphone to suitable position.
4. Stick the Microphone stable on the instrument.

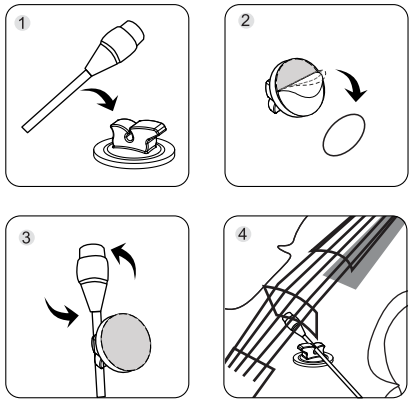

Operation 2 (for strings)

1. Microphone holder
2. Causes the string to set into the fillister of microphone holder both sides.
3. Set the Microphone into the fillister of microphone holder.
4. Adjusts the microphone to suitable position.

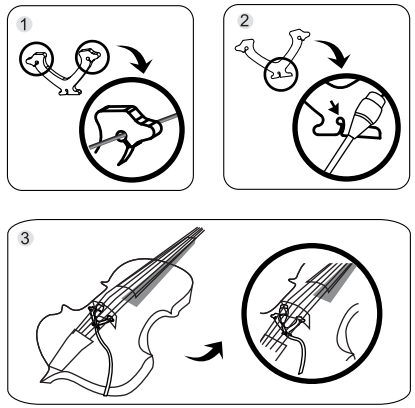

Please maintain the temperature in proper status it helps the Subminiature Condenser Instrument Microphone to lengthen its life.
Using the part and adapter made from JTS to ensure the unit quality and lifetime. Do not attempt to employ non-standard adapters or connectors as you might damage the unit

JTS PROFESSIONAL CO., LTD.

CE RoHS conform

59010-079