

Cerberus (NME-3)

Integrated Effects & Controller

Cerberus is a multi-function effect pedal which can be used standalone or with the 4 cable method and comes packed with extraordinary features including inside routing, IR loader, analog overdrive & distortion and digital effects





Features Specifications

Features

Each feature is another reason to own Cerberus!

Cerberus is a multi-function effect pedal which can be used stand-alone or with the 4 cable method and comes packed with extraordinary features including **inside routing**, **IR loader**, **analog overdrive & distortion** and **digital effects**.

You can use Cerberus as a stand-alone device to prepare your setup and control as a stomp-box chain and/or save any combinations including routing as a preset and recall by a single click. You can add your essential gears into the chain with using **4 cable method** no matter which equipment you use. Cerberus also offers **MIDI control** to organize your own effect pedals and improve your effects control at the same time.





We've put together 2 selected analog Drive / Distortion pedals, modulation effects and delay & reverb effects. All these sounds and effects were improvised both from the **all-time-classic** and newly most-liked gears.



Analog Overdrive and Distortion:

Overdrive (Blues Breaker): Cerberus Overdrive sound is a tribute to the 70’ s Little Wing / Hendrix playing-style. The technology is only about 10 years ago but it quickly became one of the most-preferred overdrive sounds on the market. The Overdrive Channel simply takes your guitar tone to the next level without adding mid-frequencies or any other unwanted characteristics inherent in “Tube Screamer Style” circuits, and provides a transparent overdrive sound. Any pedal can sound amazing but when you create an effect chain, harmonizing the sound is critical for maximum efficiency.

Distortion (Brown Anger): If you prefer high gain distortion with a Classic British flavor, rich bass responses, thick mid-frequencies and a balanced treble response, Cerberus Distortion will soon become one of your all-time-favorite sounds. We’ ve also considered compatibility in respect to the Overdrive and Distortion channels. Whether you use distortion standalone or combine with overdrive, when you hit your distortion switch, you’ ll feel the classic JCM touch on your sound.

Drive section has analog circuitry with digital control parameters and it remains analog (AD/DA converter starts from the MOD FX section).



Modulation Effects:

Tremolo: Cerberus Tremolo creates authentic vintage tremolo guitar sounds and it is an easy-to-use compact effect but it offers wide parameters for precise effect tailoring.
Phaser: It's warm, organic, and rarely harsh and burnt-orange phaser. From simple and warm, to tuneful character melodic?
Sleepy psychedelic swirl, with rich high-end harmonics, Cerberus's Phaser is a joy to use.
U-vibe: For guitarists who really dig the swirling vibes sound-- especially in "vintage" mode, Cerberus’ s U-Vibe offers a massive swirl, that's true, it's more than “feeling the U-Vibe” sound, you can jump on it. We made sure our U-Vibe effect included the classic favorites, and Cerberus has them ready

Chorus (CE - Analog, SC - Digital, ST - Modern)

CE Chorus: This chorus type is from early years of Chorus effect. There is no any other vintage sound without an analog chorus touch.
SC Chorus: SC Chorus adds a dreamy chorus sound and creates an ambient guitar tone. That's another alternative chorus if you like a digital touch and to create and ensemble chorus effect.
ST Chorus: This is the most common chorus effect. From clean arpeggios or strumming and fat-drive power chords to sparkling distortion killer solos, Cerberus ST Chorus fills in the gaps to complete your sound.



Delay (60's, 70's and 80's)

60's Delay (Tape Delay) 55ms - 550ms: Tape delay effects that never get old. We picked a heavy-lift tape echo and shrunk it to add one of the delay modes in Cerberus. In 60’ s Delay mode you can create aged over-saturated repeats -- the way tape does!
70's Delay (BBD) 40ms - 400ms: This mode can handle all or your performance needs if you prefer to use analog-style repeats. It has a decreased modulation so you feel really the popular analog-like BBD sound repeats.
80's Delay (Digital Delay) 80ms - 800ms: 80’ s Delay sounds fantastic is super easy to use. Its simplicity makes it the best mode if you are already using modulation effects, and all you want are crystal clear repeats.

TAP TEMPO
All of the Delay effects provide an original sound and each one has its own delay speed range. When TAP TEMPO is activated, the Time Knob controls the repeat quantize and **TAP TEMPO delay range is 125ms - 1500ms for all delay types**. And while you **tweak the Time Knob**, it still allows you to have the original delay time range to emerge **infinite feedback**, **run-away/oscillation** as physical tape echo and BBD delay.

Reverb (Plate, Hall and Spring)

Plate Reverb: Plate reverb helps you to have the touch of reverb. If you are in need of a deep ambiance, long decay parameters will give you the deepest but also versatile and organic reverb sound.
Hall Reverb: It offers the spacious feeling of a well-architected performance hall with natural reflections in a studio quality reverb effect.
Spring Reverb: Based on a tank sound, get the warmth and richness of a vintage reverb unit with Cerberus's Spring Reverb function.



Impulse Response (IR) Loader

Cerberus has **stereo** outputs: one is a dedicated Output with speaker simulation for direct connection to the mixer or your audio interface. When using both Outputs, you can activate or deactivate by pressing the Speaker Cab Sim button. This comes in handy when running 2 amps. The **headphone output is cabin simulated and ready-to-play**. It can run any 3rd party IR files as well.

Features and Requirements of Cerberus's IR loader:

Built-in IR: High-Quality 4x12 Closed Back Cabinet
Zero Latency
44.1kHz Sampling Rate, 24-Bit
Max Resolution: 512 Samples
Nux factory cabs and 3rd party IR files can be loaded to Cerberus via Cerberus Editor software (check the support page)

For the real IR experience, you can use the **NUX PA-50 Personal Monitor**. The second channel is **Full-Range Flat-Response** input, you will get the real sound

characteristic when you use the speaker cabinet simulation.



4 Cable Method Connection

You can connect your all-time-favorite gear to Cerberus by placing it **between** analog and digital sections. You can use any combination of amps or pedals you desire.

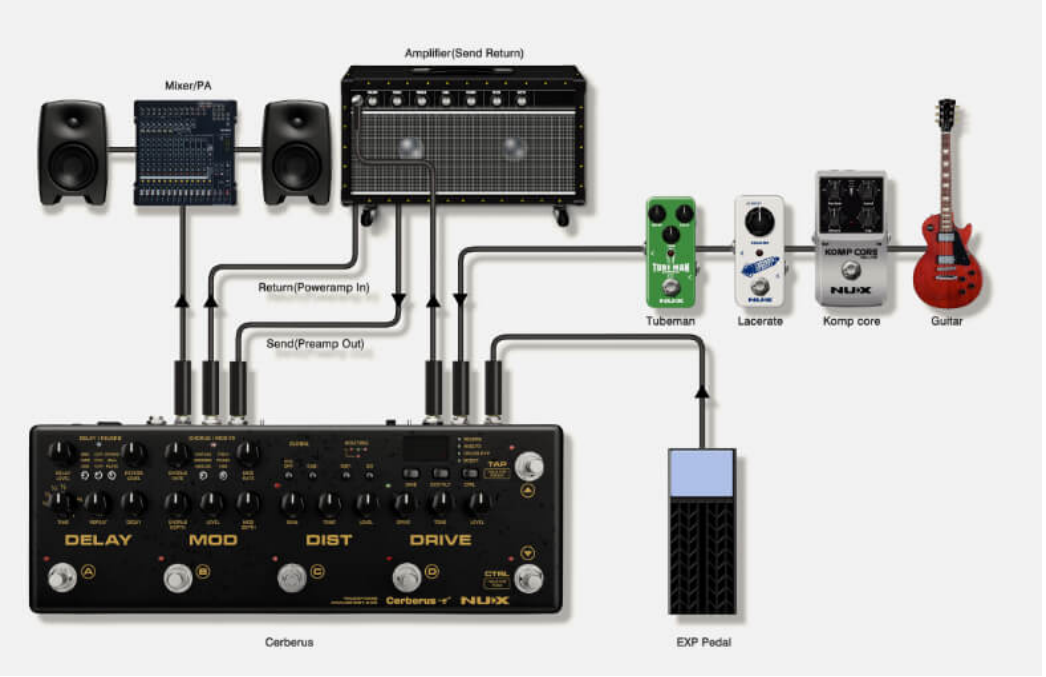

More Features

An integrated **loop switcher**, **kill dry** function, **0 to 20dB volume boost** and an **accurate tuner** into a simple-to-use floor unit. Great tone, ultimate flexibility, easy control, and extreme portability make Cerberus ideal for all players. It also has an additional foot control switch for the selected functions of your choice and you can also connect an **expression pedal** while it becomes a volume control option **before the digital section**.

Control switch can be assigned as Reverb, Mod FX, Drive Section Bypass or Clean Boost (0dB - 20dB)



MIDI Implement / Global Settings

When you're using any kind of MIDI-compatible pedals and stomp boxes, they are extremely handy when paired with a rack processors or even a guitar effects software. Cerberus provides **full MIDI implementations** that you can use and combine with any MIDI-supported gear.



Cerberus Software V5



With the Cerberus Software V5* you can edit your presets and save, also you can customize the controllers.

What's coming with the firmware version 5 and the software;
- Shimmer effect
- New user interface allows you to control all the parameters quickly
- You can export your presets all at once or any of them by your choice
- Global TAP TEMPO ~ When you activate it, modulation effects will be synchronized with the adjusted TAP TEMPO speed

**Please update the Cerberus firmware version V5 to use the new software. Version 3 is not supported.*
Important: *You cannot import V3 preset files to V5, please use the parameter sheet (on the support section) and write your important settings.*

Shimmer~

One of the most magical guitar effect Shimmer is now available for Cerberus.



When you update your Cerberus' firmware to V5 ~ you can click the Reverb pedal on the signal chain section and replace with the Shimmer effect. And you can adjust Shimmer effect MIX and SHIMMER parameters on the software or/and Reverb LEVEL and DECAY knobs on Cerberus.



click and choose the Shimmer effect

Current Footswitch Customization (CSFP) for Preset Mode Use

You can assign some functions to the preset footswitch (current footswitch or CF);



- **Editor* :** Enter the edit mode
- **Boost (PVB) :** Post Volume Boost. It can be adjusted 0 dB to 6 dB with the software only
- **Analog Boost :** Analog boost, it can be adjusted 0 dB to 20 dB on Cerberus' top panel
- **TAP TEMPO :** Set the delay speed or global TAP TEMPO
- **Remote :** MIDI Remote control

**If you assign the current footswitch as Boost (PVB), Analog Boost, Tap Tempo or Remote you can use the function by a quick single click to the footswitch. And you can enter the edit mode by holding the current footswitch for 2 seconds then release.*

Note: *When you install the firmware V5, the analog boost can be assigned to current footswitch by* ***ONLY*** *Cerberus Software V5.*

Improved External Control

Now you can connect any universal footswitch to EXPRESSION PEDAL input (single or double) and control these functions; Analog Boost, TAP TEMPO, Mod FX (Tremolo, Phaser and U-Vibe only) and Reverb.

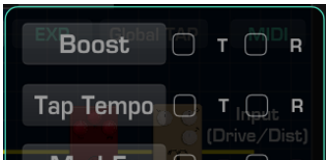



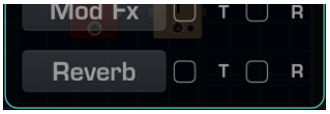





You can set the external footswitch controls with the Cerberus Software V5 only.

Renewed Green LED Indicators

With the new firmware upgrade, the green LEDs next to the digit screen shows the effect status.

Manual Mode



(solid) ON
(pulsing) OFF
(pulsing) OFF
(blinking) selected

Preset Mode



(solid) ON
(pulsing) OFF
(inactive)
(blinking) selected

Improved IR Control on Cerberus Software V5

With the new software, you can adjust the each IR preset volume. And you can save each preset with a different IR file.

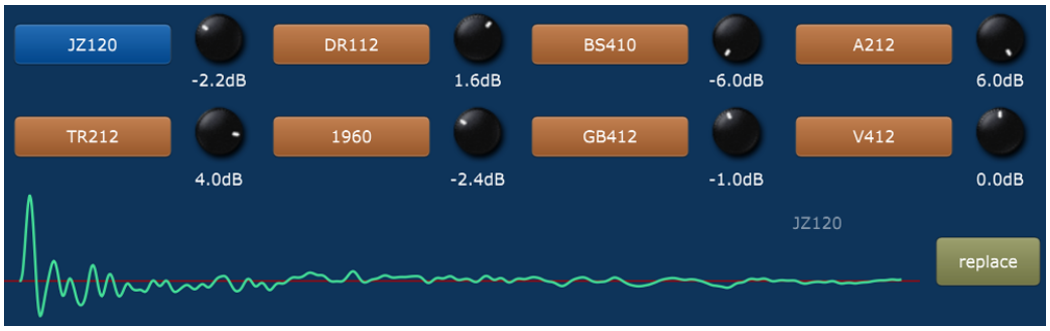

NOTE: When you activate the guitar cabinet simulation in **manual mode**, Cerberus uses the first slot (JZ120) to run the IR file. If you want to use your own IR file in manual mode, please replace with JZ120.

Signal Flow Diagram

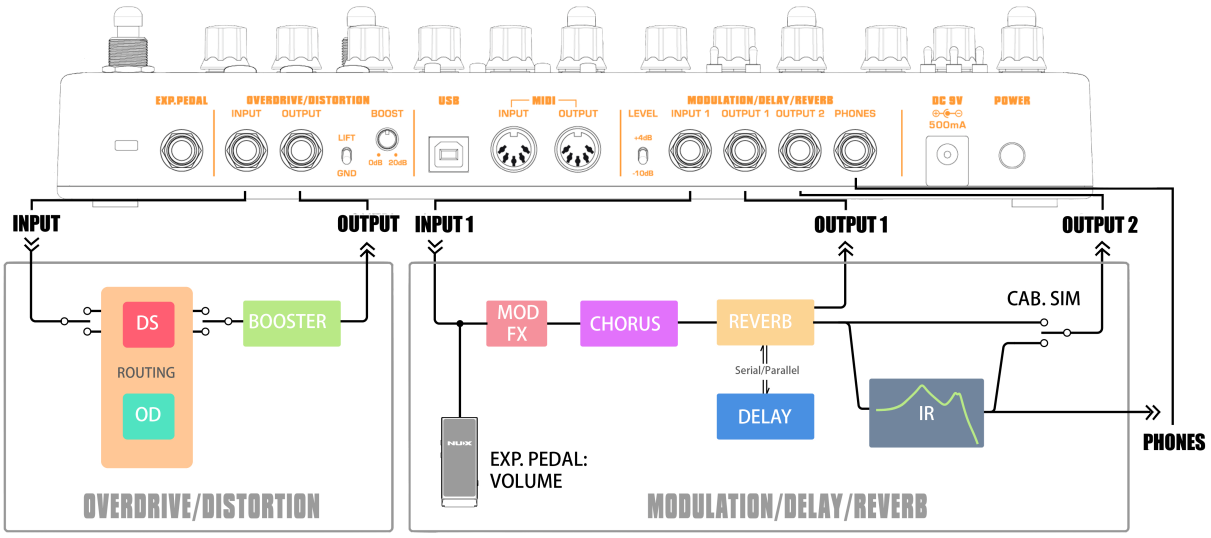

Cerberus Update Instruction

1. Connect the Cerberus to PC via USB cable

2. Hold A and B footswitches and turn ON the Cerberus. “STA” will appear on the pedal screen

3. Open the DFU Updater and click “Select File”. Select the “Cerberus Firmware.bin” file

4. Now click “Start Update” button

5. Please wait until the update installation completed
DO NOT TURN OFF THE CERBERUS OR UNPLUG THE USB CABLE
When update installation completed “SUC” will appear on the pedal screen

6. Restart the Cerberus, now it’s ready to use with Cerberus Software
To learn more about the software, you can download the **Update and Software** instruction

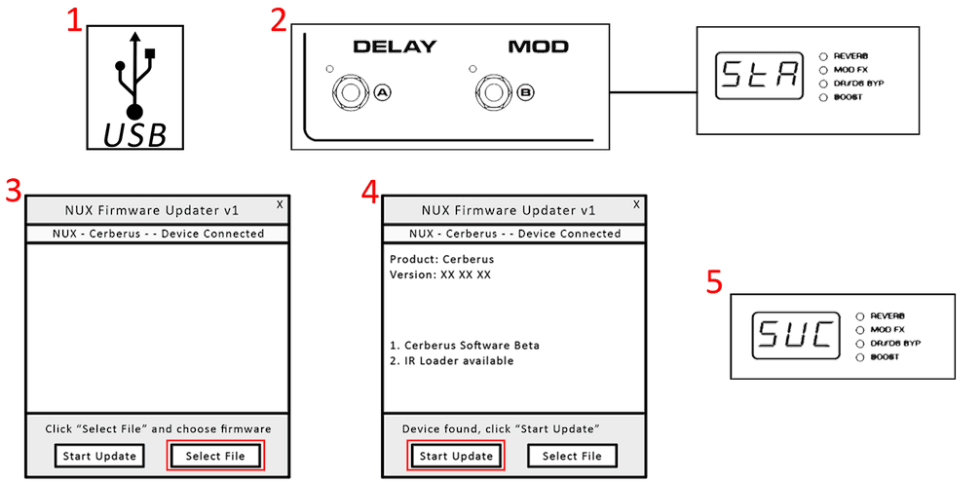

NUX Cerberus full demo by Mike Hermans(including IR)

Specifications

- Effect types：16
- Preset memory：32 banks x 4 presets
- Latency：Ultra-low Latency (In to Out 0.68 - 2.04ms)
- Tuner：Built-in precise tuner
- AD/DA Converter：Drive section remains analog

- Kill Dry Function：Yes
- Speaker Cabinet Simulation： IR Loader
- MIDI Support： Full MIDI Implements
- Expression Pedal： It becomes a volume control before the digital section
- Boost：0dB - 20dB Clean Boost
- Control Switch: Assign as a Clean Booster, Drive Section Bypass, Mod FX Control, Delay/Reverb Control
- Display： 3-digital 7 segment LED
- Sampling accuracy： 44.1kHz/32Bit
- Processing accuracy：88.2kHz/32Bit THD+N

Support

Manuals & Guides

- Cerberus User Manual
- Cerberus Firmware and Software Guide
- Cerberus Factory Reset Guide
- Cerberus MIDI Preset No.
- Cerberus Parameter Settings Sheet

Firmwares

Cerberus Firmware V5 (macOS)	Mar 02, 2020	V5
Cerberus Firmware V5 (Windows)	May 28, 2019	V5
Cerberus Firmware V3 (macOS)	Mar 02, 2020	V
Cerberus Firmware V3 (Windows)	May 25, 2019	V

Softwares

Cerberus Editor Software V5 (macOS)	Mar 12, 2020	
Cerberus Editor Software V5 (Windows)	Jun 11, 2019	
Cerberus Editor Software V3 (macOS)	Jun 10, 2019	
Cerberus Editor Software V3 (Windows)	Oct 01, 2017	

Wireless Systems

Digital Drums

Digital Pianos

Pro-Audio

Accessories

Lifestyle

Copyright © 1997-2020 Cherub Technology Co.,Ltd. All Rights Reserved.