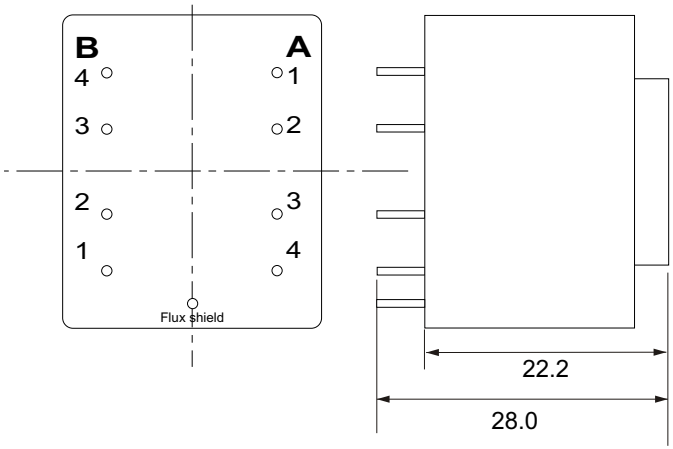


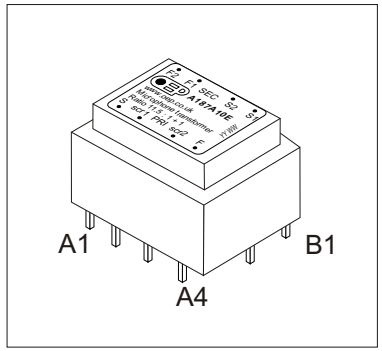


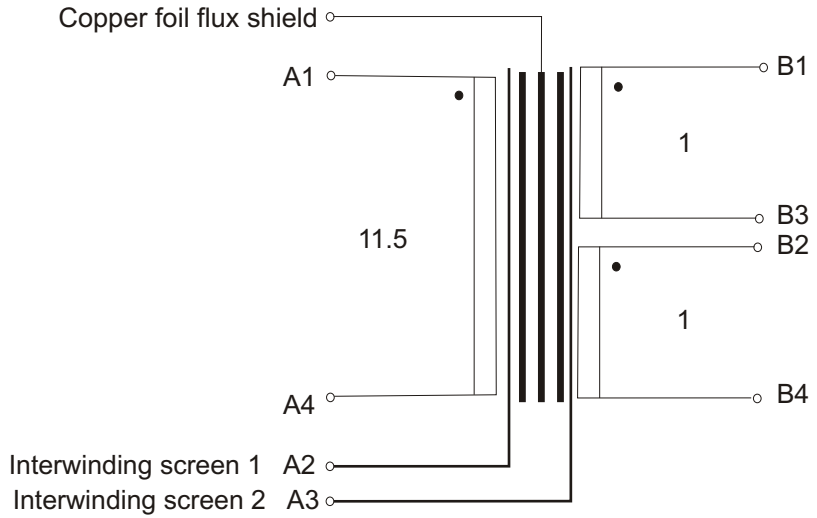


RoHS COMPLIANT

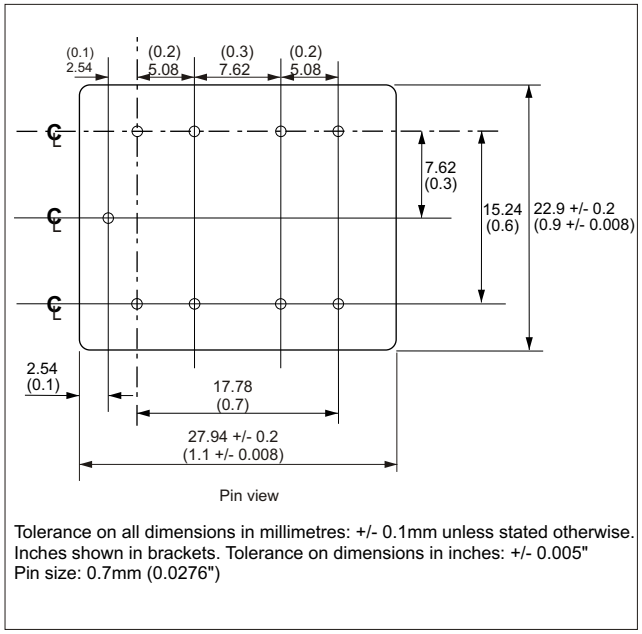


Tolerance on all dimensions in millimetres: +/- 0.1mm unless stated otherwise.
Inches shown in brackets. Tolerance on dimensions in inches: +/- 0.005"
Pin size: 0.7mm (0.0276")

**Specifications:**

**N.B. Do not pass DC through windings as this may polarize the core.**

Winding ratio: 11.5 to 1+1
Operating temperature range: 0 to +70°C
DC resistance (ohms +/- 15%):
Primary: 3k2. Secondary (total): 314
Impedance ratio: 140k to 1k
Inductance (typical), @ 300Hz, 0.25V (series equivalent circuit):
Primary: 760H, secondaries: 5.6H
Maximum input level @ 20Hz with <1% distortion: +21.5dBu
Primary leakage inductance (@ 1kHz): 155mH (typ.) (pins B1, B2, B3, B4 S/C)
Interwinding capacitance @ 1kHz: Primary to B1+B3: 42pF
Primary to B2+B4: 63pF
Primary to shield: 39pF

THD (@ 20Hz, +4dBu) with 1k load: 0.1% max.
Voltage gain (@1kHz, 0dBu): -22.0dBu +/- 0.2
Proof voltage: winding to winding: 250Vrms
screens to windings: 250Vrms

**Uses:**

coupling instrument pickups to low impedance microphone inputs
unbalanced line level to balanced microphone output
Eliminates hum.
Long cable runs without HF loss

Unit 5, Oxonian Park, Langford Locks,
Kidlington, Oxfordshire. OX5 1FP
Tel: (01865) 855085 Fax: (01865) 855075
Website: www.oep.co.uk

| DESCRIPTION | ISSUE | DATE | DRAWN | CHECKED | DRAWING NUMBER |
|---|---|---|---|---|---|
| Specification for A187A10E | 1 | 14/12/09 | CS | | A187A10E |
| | 4 | 14/12/10 | CS | | |
| | 5 | 17/01/11 | CS | | |
| Scale: nts All dimensions in mm unless stated otherwise | 6 | 20/08/14 | CS | | |

Insertion loss, source impedance 600R, level 0dBm, windings in series, secondary loaded with 560R

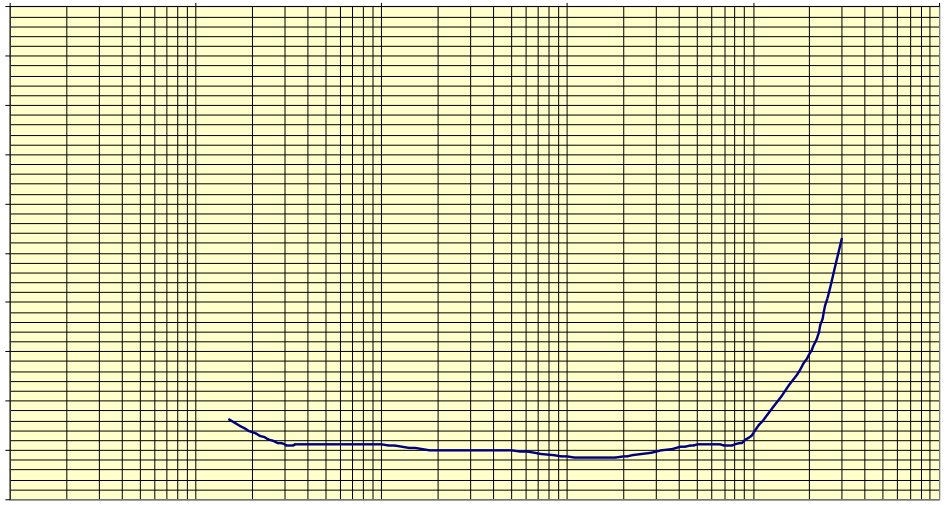

Distortion: source impedance: 6k1, secondaries in parallel, loaded with 1k +2dBu -10dBu

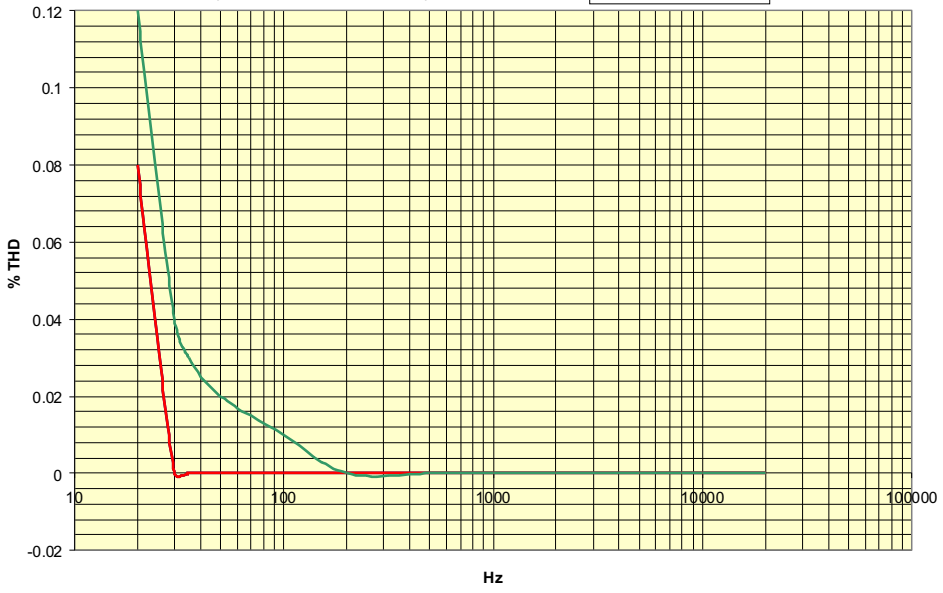


Frequency response, source impedance: 6k1, level: 0dBu, secondaries in parallel, loaded with 1k

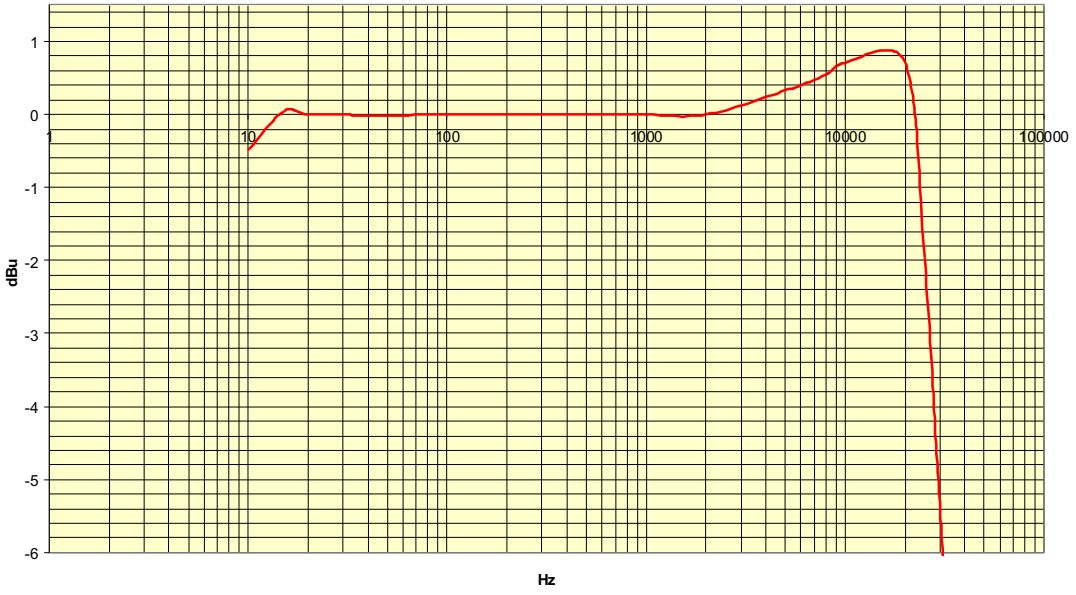


Unit 5, Oxonian Park, Langford Locks,
Kidlington, Oxfordshire. OX5 1FP
Tel: (01865) 855085 Fax: (01865) 855075
Website: www.oep.co.uk

| DESCRIPTION | ISSUE | DATE | DRAWN | CHECKED | DRAWING NUMBER |
|---|---|---|---|---|---|
| Specification for A187A10E | 1 | 14/12/09 | CS | | A187A10E |
| | 4 | 14/12/10 | CS | | |
| | 5 | 17/01/11 | CS | | |
| Scale: nts All dimensions in mm unless stated otherwise | 6 | 20/08/14 | CS | | |